


## Flush plate for concealed WC cisterns made by Geberit angular - Brushed Bronze

MEM

12 665 980



Fits: MEM, CL.1

- cover plate 169 x 246 x 12 mm
- Mechanical flush plate with manual flush buttons
- For 2-volume flushing system
- Includes mounting frame, actuator rods and fastening material
- Sound-absorbing push rods, tool-free fast adjustment
- Compatible with all Geberit Sigma series cisterns from 2001 onwards

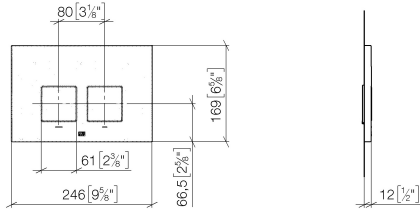
	Brushed Bronze	12 665 980-42
	Chrome	12 665 980-00
	Brushed Platinum	12 665 980-06
	Platinum	12 665 980-08
	Durabronze (23kt Gold)	12 665 980-09
	Dark Chrome	12 665 980-19
	Light Gold	12 665 980-26
	Brushed Light Gold	12 665 980-27
	Brushed Durabronze (23kt Gold)	12 665 980-28
	Matte Black	12 665 980-33
	Brushed Champagne (22kt Gold)	12 665 980-46
	Champagne (22kt Gold)	12 665 980-47
	Brushed Chrome	12 665 980-93
	Brushed Dark Platinum	12 665 980-99

## Flush plate for concealed WC cisterns made by Geberit angular - Brushed Bronze

MEM

12 665 980

mm [inches]



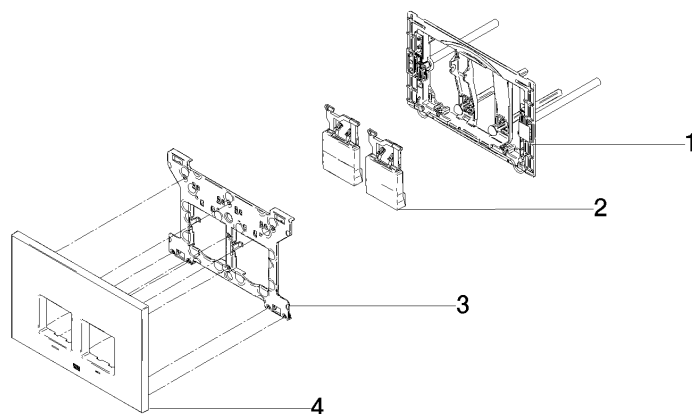
# Flush plate for concealed WC cisterns made by Geberit angular - Brushed Bronze

MEM

12 665 980

**Product version from 4/1/2024**

Parts for other  
finishes can be found  
here: [Chrome](#)





Flush plate for concealed WC cisterns made by Geberit angular - Brushed Bronze

MEM

12 665 980

Spare parts list

Product version from 4/1/2024

No.	Item Number	Name	Quantity used	Delivery time
	90 28 01 030 00 90	base	9	2