



MEM Bath spout without diverter for free-standing assembly - Brushed Champagne (22kt Gold)

MEM

13 672 780			
	<ul style="list-style-type: none"> • 280mm projection • cascade • total height 830 - 900 mm • height up to aerator 665 – 735 mm • push-on rosette 130 x 130 mm • max. flow 47.8 l/min at 3 bar flow pressure 	<div>Brushed Champagne (22kt Gold)</div> <div>Chrome</div> <div>Brushed Platinum</div> <div>Platinum</div> <div>Dark Chrome</div> <div>Brushed Durabrass (23kt Gold)</div> <div>Champagne (22kt Gold)</div>	<div>13 672 780-46</div> <div>13 672 780-00</div> <div>13 672 780-06</div> <div>13 672 780-08</div> <div>13 672 780-19</div> <div>13 672 780-28</div> <div>13 672 780-47</div>

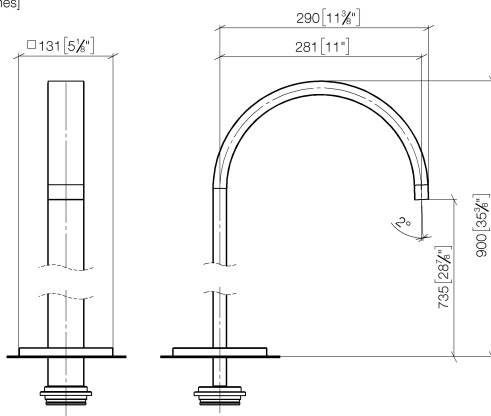
Required miscellaneous

	Concealed floor mounting - <ul style="list-style-type: none"> • max. recess depth 150 mm • min. recess depth 80 mm 	35 945 970 90
---	---	---------------

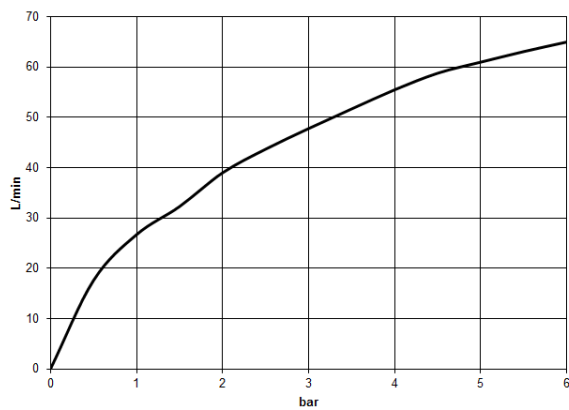
MEM Bath spout without diverter for free-standing assembly - Brushed Champagne (22kt Gold)

MEM

13 672 780
mm [inches]



Flow rate chart



MEM Bath spout without diverter for free-standing assembly - Brushed
Champagne (22kt Gold)

MEM

13 672 780

