










VAIA Bath spout for wall mounting - Dark Chrome

13 801 809



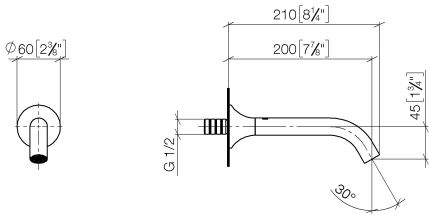
- 200mm projection
- circular normal flow
- hole diameter 37 mm
- rosette Ø 60 mm
- 1/2" connection
- max. flow 21.5 l/min at 3 bar flow pressure
- WRAS

	Dark Chrome	13 801 809-19
	Chrome	13 801 809-00
	Brushed Platinum	13 801 809-06
	Platinum	13 801 809-08
	Brushed Durabronze (23kt Gold)	13 801 809-28
	Brushed Bronze	13 801 809-42
	Brushed Champagne (22kt Gold)	13 801 809-46
	Champagne (22kt Gold)	13 801 809-47
	Brushed Dark Platinum	13 801 809-99

VAIA Bath spout for wall mounting - Dark Chrome

13 801 809

mm [inches]



Flow rate chart



Codes & Standards

DIN 4109	ISO 3822	Scottish Water Byelaws	UK Water Supply Regulations
----------	----------	---------------------------	--------------------------------

Ü-Zeichen



VAIA Bath spout for wall mounting - Dark Chrome

13 801 809

Certificates

WRAS_2306

LGA_29

VAIA Bath spout for wall mounting - Dark Chrome

13 801 809

Parts for other
finishes can be found
here: [Chrome](#)

