

**MEM Three-hole basin mixer with pop-up waste - Brushed Champagne (22kt Gold)**

MEM

20 713 782 Product version from 3/10/2014



- 165mm projection
- fixed spout
- rectangular, air-enriched flow
- height of mixer 277 mm
- height up to aerator 170 mm
- hole diameter spout 35 mm
- hole diameter valve 32 mm
- rosette 60 x 60 mm
- 2x screw-in M 10 x 1 pressure hose, leak-tested
- max. flow 8.3 l/min
- lead-free
- This product can help a building meet the requirements of Green Building Rating Systems, e.g. LEED®, BREEAM®, DGNB
- WRAS

Only suitable for basins with an overflow.

	Brushed Champagne (22kt Gold)	20 713 782-46
	Chrome	20 713 782-00
	Brushed Platinum	20 713 782-06
	Platinum	20 713 782-08
	Dark Chrome	20 713 782-19
	Brushed Durabronze (23kt Gold)	20 713 782-28
	Champagne (22kt Gold)	20 713 782-47
	Brushed Dark Platinum	20 713 782-99

**Recommended miscellaneous**

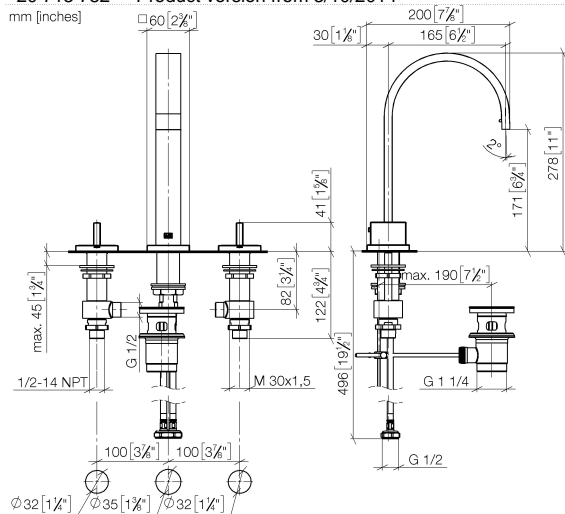


**High pressure hoses -** 12 506 970 90  
 • 2x 3/8" x 1/2" x 500mm high pressure hose

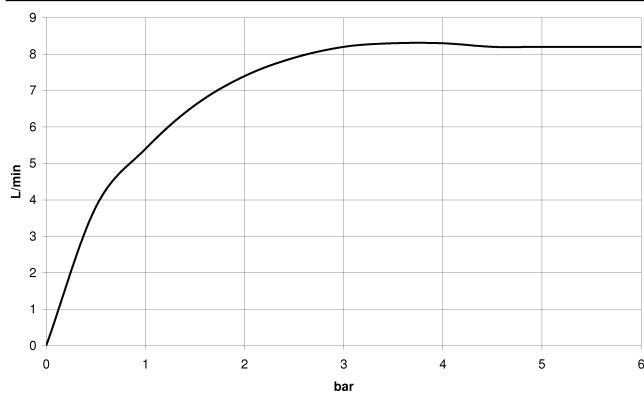
# MEM Three-hole basin mixer with pop-up waste - Brushed Champagne (22kt Gold)

MEM

20 713 782 Product version from 3/10/2014



## Flow rate chart



## Codes & Standards

DIN 4109	EN 200	Executive Order no. 1007	ISO 3822
Scottish Water Byelaws	UK Water Supply Regulations	Ü-Zeichen	VA-Zeichen



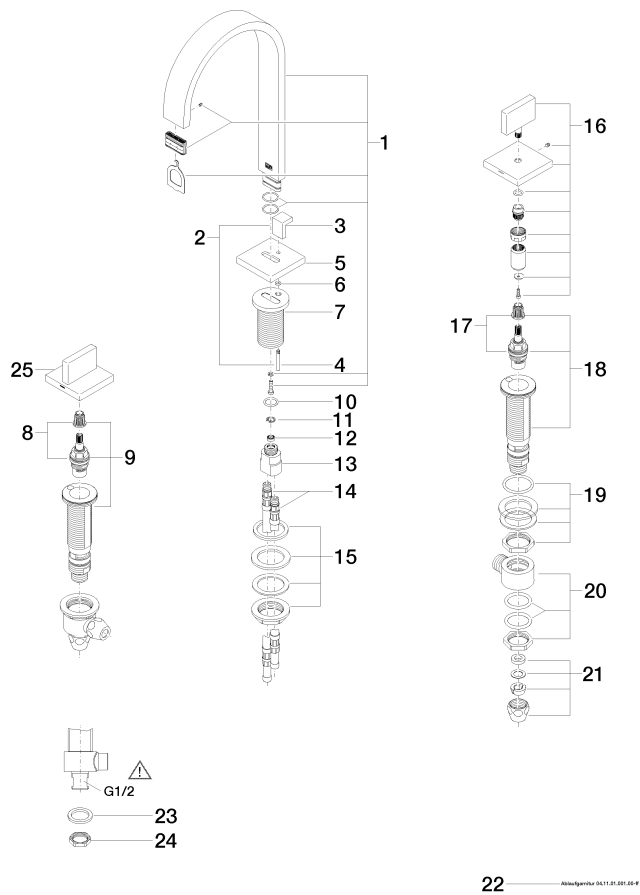
MEM Three-hole basin mixer with pop-up waste - Brushed Champagne (22kt Gold)

MEM

20 713 782 Product version from 3/10/2014

Certificates and sustainability

WRAS_2306	LGA_18	ETA_18	GDV_0400
-----------	--------	--------	----------





## MEM Three-hole basin mixer with pop-up waste - Brushed Champagne (22kt Gold)

MEM

20 713 782 Product version from 3/10/2014

### Spare parts list

No.	Item Number	Name	Quantity used	Delivery time
18	04 17 11 058 53 90	side panel	1.00	2
17	90 90 03 153 00 90	top	1.00	2
1	90 28 22 158 00-46	spout	1.00	30
25	90 20 78 002 05-46	handle ( hot )	1.00	30
2	04 20 78 030 80-46	pull-rod	1.00	30
10	09 14 10 130 90	seal	1.00	2
9	04 17 11 058 52 90	side panel	1.00	2
23	09 30 11 059 90	disc	2.00	2
20	04 17 11 023 10 90	distributor	2.00	2
4	09 31 09 080-46	pull-rod	1.00	30
12	09 23 01 052 90	flow reducer	1.00	2
19	04 23 10 032 78 90	fixing set	2.00	2
8	90 90 03 152 00 90	top	1.00	2
3	09 20 78 030-46	handle	1.00	30
7	09 11 10 054 10 90	connection	1.00	2
13	09 11 10 055 10 90	connection	1.00	2
15	04 23 10 009 01 90	fixing set	1.00	2
5	09 27 78 032-46	rosette	1.00	30
24	09 23 10 012 90	nut	2.00	2
11	09 16 01 016 90	ring	1.00	2
16	90 20 78 002 04-46	handle ( cold )	1.00	30
6	09 14 10 166 90	seal	1.00	2
21	90 23 30 040 00-46	threaded connector	4.00	-
Spare part can no longer be ordered, please order the replacement item				
22	90 11 01 001 00-46	pop-up waste	1.00	30
14	04 30 04 019 00 90	hose	2.00	2