













VAIA Single-hole basin mixer with stand pipe without pop-up waste - Dark Chrome
VAIA

22 585 809	Product version from 4/1/2025		
	<ul style="list-style-type: none"> • 202mm projection • pivotable spout 360° • circular, air-enriched flow • total height 1251 - 1321 mm • height up to aerator 1152 – 1222 mm • rosette Ø 135 mm • max. flow 5.7 l/min • lead-free • This product can help a building meet the requirements of Green Building Rating Systems, e.g. LEED®, BREEAM®, DGNB • WRAS 	<div>  Dark Chrome 22 585 809-19 </div> <div>  Chrome 22 585 809-00 </div> <div>  Brushed Platinum 22 585 809-06 </div> <div>  Platinum 22 585 809-08 </div> <div>  Brushed Durabrass (23kt Gold) 22 585 809-28 </div> <div>  Brushed Dark Brass 22 585 809-39 </div> <div>  Brushed Bronze 22 585 809-42 </div> <div>  Brushed Champagne (22kt Gold) 22 585 809-46 </div> <div>  Champagne (22kt Gold) 22 585 809-47 </div> <div>  Brushed Dark Platinum 22 585 809-99 </div>	

Required miscellaneous

	Concealed floor mounting - <ul style="list-style-type: none"> • max. recess depth 150 mm • min. recess depth 80 mm 	35 945 970 90
---	--	---------------

VAIA Single-hole basin mixer with stand pipe without pop-up waste - Dark Chrome

VAIA

22 585 809 Product version from 4/1/2025
mm [inches]



Flow rate chart



Codes & Standards

DIN 4109

ISO 3822

Scottish Water
Byelaws

UK Water Supply
Regulations

Ü-Zeichen



VAIA Single-hole basin mixer with stand pipe without pop-up waste - Dark Chrome

VAIA

22 585 809 Product version from 4/1/2025

Certificates and sustainability

LGA_38

WRAS_240102



Spare parts list

No.	Item Number	Name	Quantity used	Delivery time
	13 09 14 10 084 90	seal	1.00	2
	10 04 31 11 002 00 90	pin	1.00	2
	9 04 28 22 022 10 90	connection	2.00	2
	3 90 20 66 029 01-19	handle (hot)	1.00	20
	5 09 31 11 040 90	pin	1.00	2
	4 90 90 03 175 00 90	top	2.00	2
	14 09 14 10 018 90	seal	1.00	2
	11 04 28 22 028 00-19	pipe	1.00	60
	8 09 14 10 139 90	seal	4.00	2
	2 90 20 66 028 00-19	handle (cold)	1.00	20
	6 09 24 03 193 90	adaptor	1.00	2
	7 09 30 30 047 90	screw	1.00	2
	12 90 27 80 033 00-19	rosette	1.00	20
	1 90 28 22 313 00-19	spout	1.00	20