

## MEM Bath shower set for bath rim or tile edge installation - Brushed Durabron (23kt Gold)

MEM

27 532 782 Product version from 3/10/2014



- 220mm projection
- spout: rectangular normal flow
- max. flow 27.3 l/min at 3 bar flow pressure
- Hand shower: COMPACT RAIN, max. flow rate 6.8 l/min (at 3 bar)
- complete hand shower set with anti-scale system
- automatic bath/shower diverter
- height of mixer 300 mm
- height up to aerator 170 mm
- hole diameter valve 32 mm
- hole diameter spout 32 mm
- hole diameter for complete hand shower set 32 mm
- rosette for spout 60 x 60mm
- rosette for complete hand shower set 60 x 60mm
- rosette for deck valve 60 x 60mm
- metal shower hose 1750mm with integrated anti-twist protection
- WRAS

Intrinsic protection against back flow.

	Brushed Durabron (23kt Gold)	27 532 782-28
	Chrome	27 532 782-00
	Brushed Platinum	27 532 782-06
	Platinum	27 532 782-08
	Dark Chrome	27 532 782-19
	Brushed Champagne (22kt Gold)	27 532 782-46
	Champagne (22kt Gold)	27 532 782-47
	Brushed Dark Platinum	27 532 782-99

### Recommended miscellaneous



**Perfecto installation kit -**

12 614 970 90

### Recommended miscellaneous



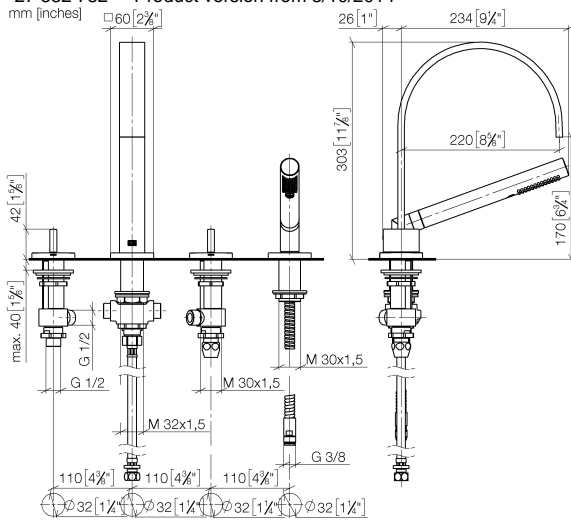
**Decorative caps for Perfecto -  
Brushed Durabron (23kt Gold)**  
• 1 pair

12 801 970-28

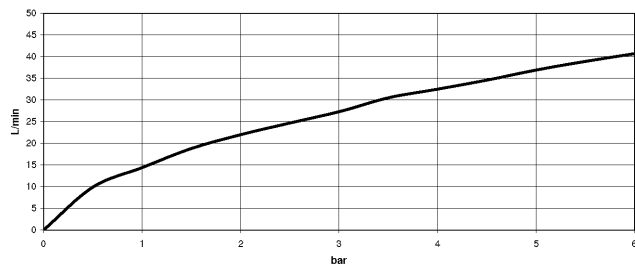
MEM Bath shower set for bath rim or tile edge installation - Brushed Durabrass  
(23kt Gold)

MEM

27 532 782 Product version from 3/10/2014



### Flow rate chart



## Codes & Standards

DIN 4109

EN 1717

ISO 3822

# Scottish Water Byelaws

## UK Water Supply Regulations

## Ü-Zeichen



MEM Bath shower set for bath rim or tile edge installation - Brushed Durabrass  
(23kt Gold)

MEM

27 532 782 Product version from 3/10/2014

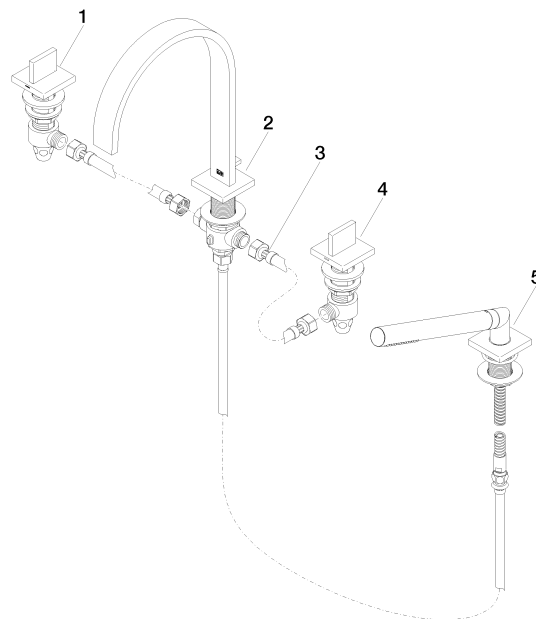
Certificates and sustainability

WRAS_2306	LGA_9	Belgaqua_21-026-2
-----------	-------	-------------------

## MEM Bath shower set for bath rim or tile edge installation - Brushed Durabron (23kt Gold)

MEM

27 532 782 Product version from 3/10/2014



### Spare parts list

No.	Item Number	Name	Quantity used	Delivery time
1	20 000 783-28	MEM Deck valve anti-clockwise closing hot - Brushed Durabron (23kt Gold)	1.00	20
3	12 502 970 90	High pressure hose 1/2" x 1/2" x 400 mm -	1.00	2
5	27 702 980-28	Hand shower set for bath rim or tile edge installation - Brushed Durabron (23kt Gold)	1.00	20
4	20 000 782-28	MEM Deck valve clockwise closing cold - Brushed Durabron (23kt Gold)	1.00	20
2	90 28 22 268 00-28	90282226800-28	1.00	-

Spare part can no longer be ordered, please order the replacement item