

LISSÉ Hand shower set with individual rosettes - Dark Chrome

LISSÉ

27 803 845 Product version from 6/3/2020



- Three or five settings: COMPACT RAIN, COMPACT SOFT FLOW, COMPACT AQUAPRESSURE FLOW, max. flow rate 15 l/min (at 3 bar)
- metal shower hose 1250mm with integrated anti-twist protection
- 3/8" shower outlet
- with anti-scale system















Technical dimensions:

- rosette for wall elbow 60 x 78mm
- rosette for shower holder 60 x 78mm
- 1/2" wall elbow

Notes:

- WRAS

Intrinsic protection against back flow.

	Dark Chrome	27 803 845-19
	Chrome	27 803 845-00
	Chrome	27 803 845-00 0010
	Brushed Platinum	27 803 845-06
	Brushed Platinum	27 803 845-06 0010
	Dark Chrome	27 803 845-19 0010
	Brushed Light Gold	27 803 845-27 0010
	Brushed Light Gold	27 803 845-27
	Matte Black	27 803 845-33 0010
	Matte Black	27 803 845-33
	Brushed Chrome	27 803 845-93
	Brushed Chrome	27 803 845-93 0010
	Brushed Dark Platinum	27 803 845-99
	Brushed Dark Platinum	27 803 845-99 0010

Recommended miscellaneous

Concealed wall elbow -

35 085 970 90



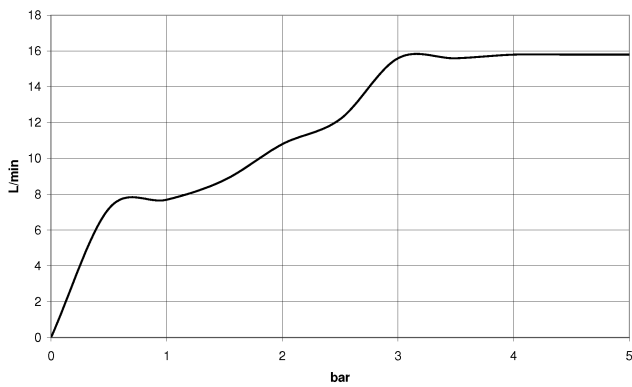
- max. recess depth 163 mm
- min. recess depth 90 mm

27 803 845 Product version from 6/3/2020

mm [inches]



Flow rate chart



Codes & Standards

DIN 4109

ISO 3822

Scottish Water
Byelaws

UK Water Supply
Regulations

Ü-Zeichen



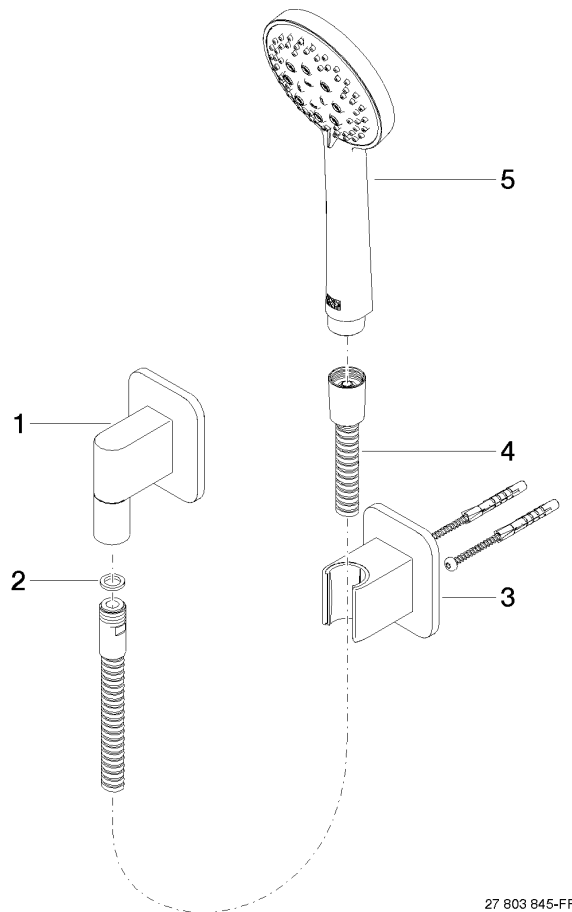
LISSE Hand shower set with individual rosettes - Dark Chrome

LISSE

27 803 845 Product version from 6/3/2020

Certificates and sustainability

LGA_29	LGA_29	WRAS_2304
--------	--------	-----------



Spare parts list

No.	Item Number	Name	Quantity used	Delivery time
4	90 30 02 072 00-19	Metal shower hose 1/2" x 3/8" x 1250 mm - Dark Chrome	1.00	20
1	28 450 845-19	LISSÉ Wall elbow - Dark Chrome	1.00	20
2	90 14 20 026 00 90	seal	1.00	2
3	28 050 845-19	LISSÉ Wall bracket - Dark Chrome	1.00	20
5	90 12 11 173 00-19	shower	1.00	20