

Hand shower set - Dark Chrome






















SERIES SPECIFIC

27 806 625



- COMPACT RAIN, max. flow rate 15 l/min (at 3 bar)
- with anti-scale system
- rosette Ø 55 mm
- metal shower hose 1250mm with integrated anti-twist protection
- shower holder rosette Ø 55mm
- WRAS

Intrinsic protection against back flow.


	Dark Chrome	27 806 625-19
	Chrome	27 806 625-00
	Chrome	27 806 625-00 0010
	Brushed Platinum	27 806 625-06
	Brushed Platinum	27 806 625-06 0010
	Dark Chrome	27 806 625-19 0010
	Light Gold	27 806 625-26 0010
	Light Gold	27 806 625-26
	Brushed Light Gold	27 806 625-27 0010
	Brushed Light Gold	27 806 625-27
	Brushed Durabass (23kt Gold)	27 806 625-28
	Brushed Durabass (23kt Gold)	27 806 625-28 0010
	Matte Black	27 806 625-33
	Matte Black	27 806 625-33 0010
	Brushed Dark Brass	27 806 625-39 0010
	Brushed Dark Brass	27 806 625-39
	Brushed Bronze	27 806 625-42 0010
	Brushed Bronze	27 806 625-42
	Brushed Champagne (22kt Gold)	27 806 625-46
	Brushed Champagne (22kt Gold)	27 806 625-46 0010
	Champagne (22kt Gold)	27 806 625-47
	Champagne (22kt Gold)	27 806 625-47 0010
	Brushed Chrome	27 806 625-93
	Brushed Chrome	27 806 625-93 0010
	Brushed Dark Platinum	27 806 625-99
	Brushed Dark Platinum	27 806 625-99 0010

27 806 625

Recommended miscellaneous

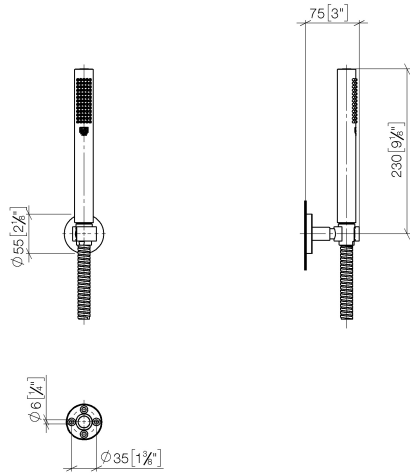
	Concealed wall elbow - •max. recess depth 163 mm •min. recess depth 90 mm	35 085 970 90
---	--	---------------

Recommended miscellaneous

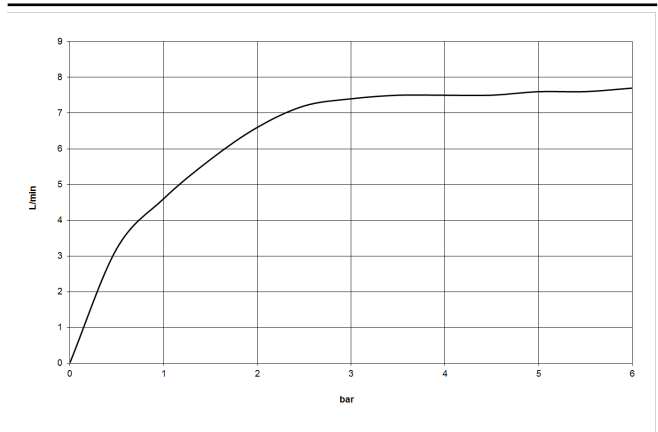
	Wall elbow - Dark Chrome	28 450 625-19
---	---------------------------------	---------------

27 806 625

mm [inches]



Flow rate chart



Codes & Standards

DIN 4109	ISO 3822	Scottish Water Byelaws	UK Water Supply Regulations
----------	----------	------------------------	-----------------------------

Ü-Zeichen



Hand shower set - Dark Chrome

SERIES SPECIFIC

27 806 625

Certificates and sustainability

LGA_29

WRAS_2209

27 806 625

