















WATER TUBE Kneipp wall elbow with hose holder with individual rosettes -
Brushed Platinum

SERIES SPECIFIC

27 821 979	Product version up to 3/12/2018		
	<ul style="list-style-type: none"> • LAMINAR FLOW, max. flow rate 15 l/min (at 3 bar) • with volume control • rosette 60 x 60 mm • holder for Kneipp hose • 1/2" wall elbow • without hose 		Brushed Platinum 27 821 979-06
	Intrinsic protection against back flow.		Chrome 27 821 979-00
	Product change as of 1.4.2023: max. flow 15 l/min		Platinum 27 821 979-08
			Dark Chrome 27 821 979-19
			Brushed Light Gold 27 821 979-27
			Brushed Durabrass (23kt Gold) 27 821 979-28
			Matte Black 27 821 979-33
			Brushed Dark Brass 27 821 979-39
			Brushed Champagne (22kt Gold) 27 821 979-46
			Champagne (22kt Gold) 27 821 979-47
			Brushed Chrome 27 821 979-93
			Brushed Dark Platinum 27 821 979-99

Recommended miscellaneous

	Concealed wall elbow -	35 085 970 90
	•max. recess depth 163 mm	
	•min. recess depth 90 mm	

Required miscellaneous

	WATER TUBE Kneipp hose black	28 286 979-06
	2000 mm - Brushed Platinum	
	•with holding ring	
	•hose nozzle with sleeve M33	

Required miscellaneous

	WATER TUBE Kneipp hose white	28 285 979-06
	2000 mm - Brushed Platinum	
	•with holding ring	
	•hose nozzle with sleeve M33	

WATER TUBE Kneipp wall elbow with hose holder with individual rosettes - Brushed Platinum

SERIES SPECIFIC

27 821 979 Product version up to 3/12/2018
mm [inches]



Flow rate chart



Codes & Standards

EN 1717



WATER TUBE Kneipp wall elbow with hose holder with individual rosettes - Brushed Platinum

SERIES SPECIFIC

27 821 979 Product version up to 3/12/2018

Certificates and sustainability

Belgaqua_22_280_2

WATER TUBE Kneipp wall elbow with hose holder with individual rosettes - Brushed Platinum

SERIES SPECIFIC

27 821 979 Product version up to 3/12/2018



Spare parts list

No.	Item Number	Name	Quantity used	Delivery time
6	90 31 11 112 00 90	pin	1.00	2
13	05 30 31 025 00 90	fixing set	1.00	2
16	09 31 11 148 90	pin	2.00	2
3	90 23 01 146 00 90	flow reducer	1.00	2
10	09 27 97 021-06	rosette	1.00	10
1	09 20 97 021-06	handle	1.00	10
14	09 27 97 022-06	rosette	1.00	10
7	09 14 10 081 90	seal	1.00	2
9	09 31 11 040 90	pin	1.00	2
5	90 23 01 045 00 90	back-flow preventer	1.00	2
2	90 90 03 145 00 90	top	1.00	2
15	08 17 20 726 90	holder	2.00	2
17	09 17 20 023-06	holder	1.00	10
12	90 14 10 049 00 90	seal	1.00	2
8	09 24 03 151 90	nipple	1.00	2
4	09 11 03 135-06	connection	1.00	60
11	09 14 10 119 90	seal	1.00	2