

Hand shower - Brushed Durabron (23kt Gold)

IMO














28 016 979



- Three or five settings: COMPACT RAIN, COMPACT SOFT FLOW, COMPACT AQUAPRESSURE FLOW, max. flow rate 15 l/min (at 3 bar)
- with anti-scale system
- spray head Ø 130 mm
- 1/2" connection

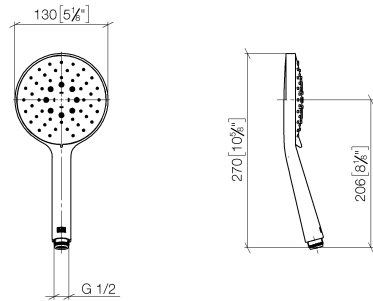
Intrinsic protection against back flow.

Fits: IMO, LULU, MADISON, MEM, TARA, CL.1, LISSÉ, VAIA, META, CYO

| | | |
|---|-------------------------------|--------------------|
|  | Brushed Durabron (23kt Gold) | 28 016 979-28 |
|  | Chrome | 28 016 979-00 0010 |
|  | Chrome | 28 016 979-00 |
|  | Brushed Platinum | 28 016 979-06 0010 |
|  | Brushed Platinum | 28 016 979-06 |
|  | Platinum | 28 016 979-08 |
|  | Platinum | 28 016 979-08 0010 |
|  | Dark Chrome | 28 016 979-19 |
|  | Dark Chrome | 28 016 979-19 0010 |
|  | Brushed Durabron (23kt Gold) | 28 016 979-28 0010 |
|  | Matte Black | 28 016 979-33 |
|  | Matte Black | 28 016 979-33 0010 |
|  | Brushed Champagne (22kt Gold) | 28 016 979-46 0010 |
|  | Brushed Champagne (22kt Gold) | 28 016 979-46 |
|  | Champagne (22kt Gold) | 28 016 979-47 |
|  | Champagne (22kt Gold) | 28 016 979-47 0010 |
|  | Brushed Chrome | 28 016 979-93 |
|  | Brushed Chrome | 28 016 979-93 0010 |
|  | Brushed Dark Platinum | 28 016 979-99 |
|  | Brushed Dark Platinum | 28 016 979-99 0010 |

28 016 979

mm [inches]



Flow rate chart

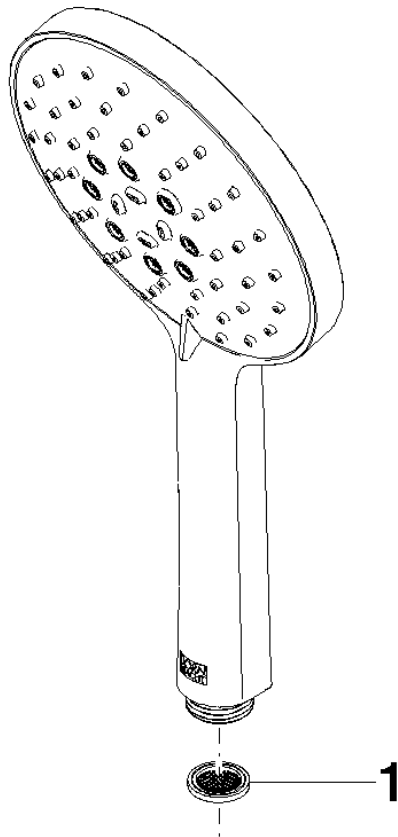


Certificates

DVGW_DW- LGA_29982. WRAS_2009011.
6517DN0129.

28 016 979

Parts for other
finishes can be found
here: [Chrome](#)



Spare parts list

| No. | Item Number | Name | Quantity used | Delivery time |
|-----|-----------------|-------|---------------|---------------|
| 1 | 09 23 01 039 90 | sieve | 1 | 2 |