

SERIES-VARIOUS Hand shower - Brushed Chrome

IMO




28 025 979



- spray head Ø 100mm
- COMPACT RAIN, max. flow rate 5 l/min (at 3 bar)
- with anti-scale system
- 1/2" connection
- This product can help a building meet the requirements of Green Building Rating Systems, e.g. LEED®, BREEAM®, DGNB

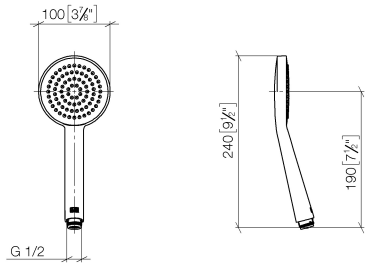
Intrinsic protection against back flow.

Fits: IMO, LULU, MADISON, MEM, TARA, CL.1, LISSÉ, VAIA, META, CYO

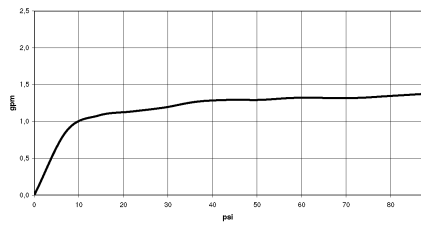
| | | |
|--|--------------------------------|--------------------|
|  | Brushed Chrome | 28 025 979-93 0010 |
|  | Chrome | 28 025 979-00 0010 |
|  | Brushed Platinum | 28 025 979-06 0010 |
|  | Platinum | 28 025 979-08 0010 |
|  | Dark Chrome | 28 025 979-19 0010 |
|  | Light Gold | 28 025 979-26 0010 |
|  | Brushed Durabronze (23kt Gold) | 28 025 979-28 0010 |
|  | Matte Black | 28 025 979-33 0010 |
|  | Brushed Champagne (22kt Gold) | 28 025 979-46 0010 |
|  | Champagne (22kt Gold) | 28 025 979-47 0010 |
|  | Brushed Dark Platinum | 28 025 979-99 0010 |

28 025 979

mm [inches]



Flow rate chart



Product version from 4/1/2023

Parts for other
finishes can be found
here: [Chrome](#)





SERIES-VARIOUS Hand shower - Brushed Chrome

IMO

28 025 979

Spare parts list

Product version from 4/1/2023

| No. | Item Number | Name | Quantity used | Delivery time |
|-----|-----------------|-------|---------------|---------------|
| | 09 23 01 039 90 | sieve | 1 | 2 |