

Rain shower for recessed ceiling installation with light 300 x 240 mm - Brushed Chrome SERIES SPECIFIC

28 044 980 Product version from 5/1/2022



- rain shower 300 x 240mm
- PURE RAIN, max. flow rate 12 l/min (at 3 bar)
- PURIFY RAIN, max. flow rate 6 l/min (at 3 bar)
- with anti-scale system

Technical data:

- min. recess depth 137 mm

Ceiling module power supply

- 12V DC (CV)

Electric:

Spot lighting

- LED coloured light RGBW

Ambient lighting

- Bulbs protected against splashing water

Activation

- Provided by customer: Zigbee gateway
- ZigBee Light Link RGBW controller

Environment

Planning tips:

- Not suitable for outdoor use.
- Not suitable for use in a steam room.
- Not suitable for use in chlorinated or salty environments.
- Comply with the protection zone regulations as defined in DIN VDE 0100, Part 701 (IEC 60364-7-701).
- Dornbracht recommends consulting a systems integrator.
- WRAS

includes light bulbs with a Class G energy efficiency

includes light bulbs with a Class G energy efficiency

	Brushed Chrome	28 044 980-93
	Chrome	28 044 980-00
	Brushed Platinum	28 044 980-06
	Platinum	28 044 980-08
	Dark Chrome	28 044 980-19
	Brushed Light Gold	28 044 980-27
	Brushed Durabronze (23kt Gold)	28 044 980-28
	Matte Black	28 044 980-33
	Brushed Champagne (22kt Gold)	28 044 980-46
	Champagne (22kt Gold)	28 044 980-47
	Brushed Dark Platinum	28 044 980-99

Required miscellaneous



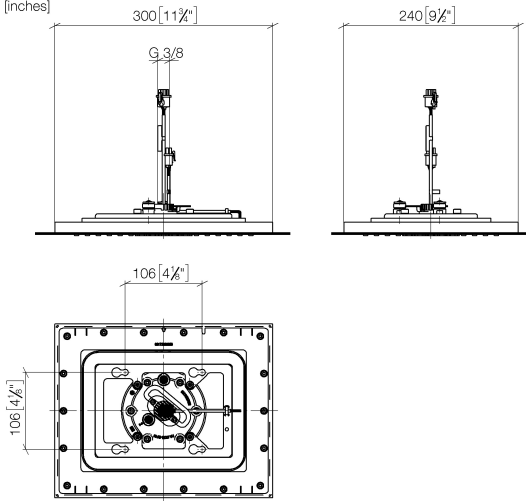
Concealed ceiling installation box for recessed ceiling installation with light - 35 044 970 90

- flush-mounted installation box 360x300 mm RAL 9003 signal white
- recess depth 137mm
- Input 100-240V AC 50-60Hz
- concealed rough parts
- Output 12V DC SELV / Class 2
- ZigBee Light Link RGBW controller

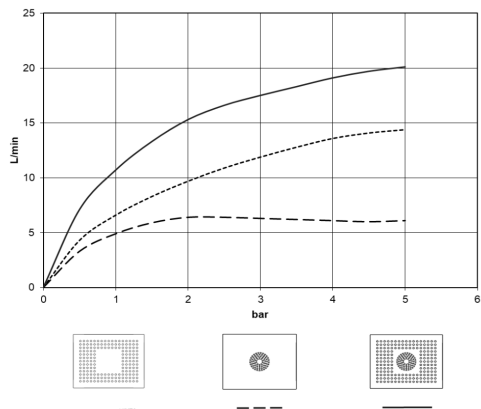
Rain shower for recessed ceiling installation with light 300 x 240 mm - Brushed Chrome SERIES SPECIFIC

28 044 980 Product version from 5/1/2022

mm [inches]



Flow rate chart



Codes & Standards

DIN 4109

ISO 3822

Scottish Water
Byelaws

UK Water Supply
Regulations

Ü-Zeichen



Rain shower for recessed ceiling installation with light 300 x 240 mm - Brushed Chrome SERIES SPECIFIC

28 044 980 Product version from 5/1/2022

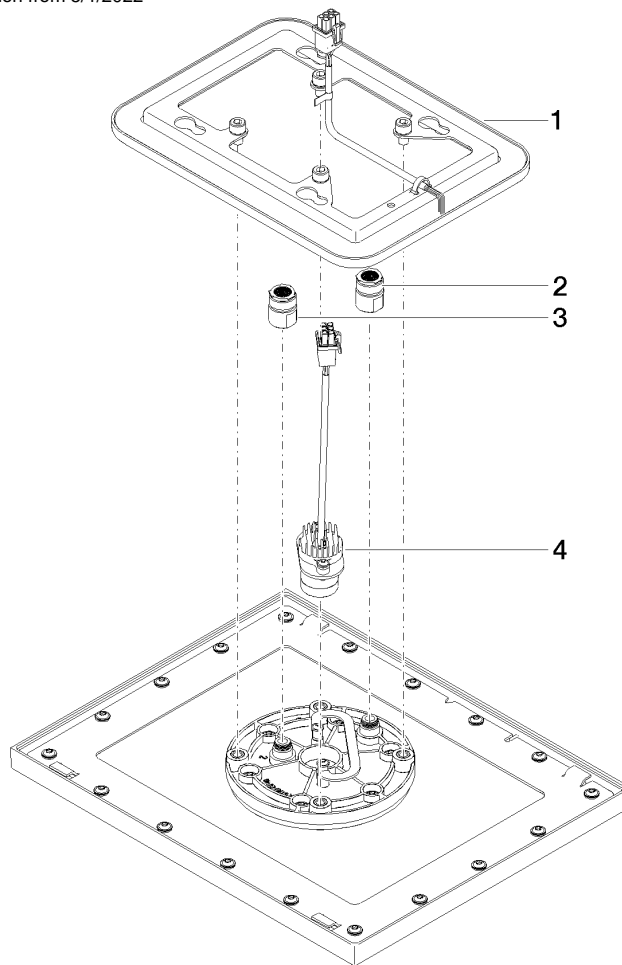
Certificates and sustainability

LGA_38

WRAS_240502

Rain shower for recessed ceiling installation with light 300 x 240 mm - Brushed Chrome SERIES SPECIFIC

28 044 980 Product version from 5/1/2022



Spare parts list

No.	Item Number	Name	Quantity used	Delivery time
2	90 24 03 309 01 90	connection	1.00	2
3	90 24 03 309 00 90	connection	1.00	2
1	90 10 01 224 00 90	electronic accessories	1.00	2
4	90 10 01 225 00 90	electronic accessories	1.00	2