

## Wall elbow - Brushed Platinum

















## SERIES SPECIFIC

28 450 625 Product version up to 7/6/2018



- 3/8" shower outlet
- rosette Ø 55 mm
- 1/2" connection
- WRAS

Intrinsic protection against back flow.

|   |                                |               |
|---|--------------------------------|---------------|
|    | Brushed Platinum               | 28 450 625-06 |
|    | Chrome                         | 28 450 625-00 |
|    | brushed chrome                 | 28 450 625-04 |
|    | Platinum                       | 28 450 625-08 |
|    | Dark Chrome                    | 28 450 625-19 |
|    | Light Gold                     | 28 450 625-26 |
|    | Brushed Light Gold             | 28 450 625-27 |
|    | Brushed Durabronze (23kt Gold) | 28 450 625-28 |
|    | Matte Black                    | 28 450 625-33 |
|   | Brushed Dark Brass             | 28 450 625-39 |
|  | Brushed Bronze                 | 28 450 625-42 |
|  | aluminium                      | 28 450 625-45 |
|  | Brushed Champagne (22kt Gold)  | 28 450 625-46 |
|  | Champagne (22kt Gold)          | 28 450 625-47 |
|  | Brushed Chrome                 | 28 450 625-93 |
|  | Brushed Dark Platinum          | 28 450 625-99 |

## Recommended miscellaneous



### Concealed wall elbow -

35 085 970 90

- max. recess depth 163 mm
- min. recess depth 90 mm



Flow rate chart



Codes & Standards

|                                |             |         |                           |
|--------------------------------|-------------|---------|---------------------------|
| ASME A112.18.1                 | cUPC        | EN 1717 | Scottish Water<br>Byelaws |
| UK Water Supply<br>Regulations | XP P 41-280 |         |                           |



Wall elbow - Brushed Platinum

SERIES SPECIFIC

28 450 625    Product version up to 7/6/2018

Certificates and sustainability

Belgaqua\_21-381-2    ACS\_20 ACC LY    IAPMO\_4976    WRAS\_240702



Spare parts list

| No. | Item Number        | Name                | Quantity used | Delivery time |
|-----|--------------------|---------------------|---------------|---------------|
| 3   | 09 16 01 014 90    | ring                | 1.00          | 2             |
| 2   | 09 27 22 503-06    | rosette             | 1.00          | 10            |
| 1   | 90 14 10 026 00 90 | seal                | 1.00          | 2             |
| 4   | 90 23 01 141 00 90 | back-flow preventer | 2.00          | 2             |
| 6   | 90 21 02 069 00-06 | cover               | 1.00          | 10            |