










VAIA Wall elbow - Chrome
VAIA

28 450 809
Product version from 3/13/2017 to 7/6/2018



- 3/8" shower outlet
  - rosette Ø 60 mm
  - 1/2" connection
  - WRAS

Intrinsic protection against back flow.

	Chrome	28 450 809-00
	Brushed Platinum	28 450 809-06
	Platinum	28 450 809-08
	Dark Chrome	28 450 809-19
	Brushed Durabrass (23kt Gold)	28 450 809-28
	Brushed Bronze	28 450 809-42
	Brushed Champagne (22kt Gold)	28 450 809-46
	Champagne (22kt Gold)	28 450 809-47
	Brushed Dark Platinum	28 450 809-99

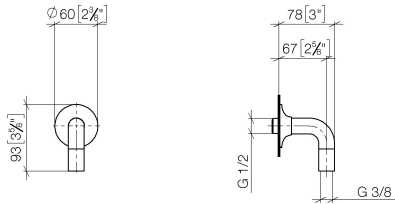
Recommended miscellaneous



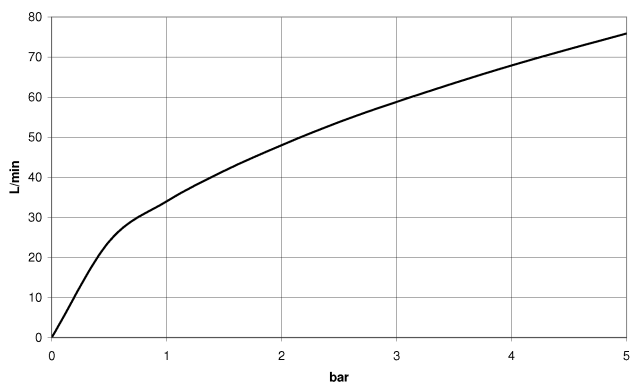
- Concealed wall elbow -**
35 085 970 90

  - max. recess depth 163 mm
  - min. recess depth 90 mm

mm [inches]



### Flow rate chart



### Codes & Standards

ASME A112.18.1

cUPC

EN 1717

Scottish Water  
Byelaws

UK Water Supply  
Regulations



## VAIA Wall elbow - Chrome

VAIA

---

28 450 809 Product version from 3/13/2017 to 7/6/2018

### Certificates and sustainability

---

Belgaqua\_22\_280\_2 IAPMO\_4976

WRAS\_240702



## Spare parts list

No.	Item Number	Name	Quantity used	Delivery time
3	90 23 01 040 00 90	back-flow preventer	2.00	2
4	09 11 03 123-00	connection	1.00	10
2	09 16 01 014 90	ring	1.00	2
1	90 27 80 021 00-00	rosette	1.00	10
5	90 21 02 069 00-00	cover	1.00	10