

Shower head - Brushed Durabrand (23kt Gold)

SERIES SPECIFIC























28 508 980 Product version from 6/1/2024



- spray head Ø 92mm
- Three settings: COMPACT RAIN, COMPACT SOFT FLOW, COMPACT AQUAPRESSURE FLOW, max. flow rate 9 l/min (at 3 bar)
- Function from: 7 l/min
- with anti-scale system

Technical data:

- 200mm projection
- ball-joint pivotable through 30°
- rosette 60 x 60 mm
- 1/2" connection

	Brushed Durabrand (23kt Gold)	28 508 980-28
	Chrome	28 508 980-00 0010
	Chrome	28 508 980-00
	Brushed Platinum	28 508 980-06 0010
	Brushed Platinum	28 508 980-06
	Platinum	28 508 980-08 0010
	Platinum	28 508 980-08
	Dark Chrome	28 508 980-19 0010
	Dark Chrome	28 508 980-19
	Brushed Light Gold	28 508 980-27 0010
	Brushed Light Gold	28 508 980-27
	Brushed Durabrand (23kt Gold)	28 508 980-28 0010
	Matte Black	28 508 980-33
	Matte Black	28 508 980-33 0010
	Brushed Champagne (22kt Gold)	28 508 980-46 0010
	Brushed Champagne (22kt Gold)	28 508 980-46
	Champagne (22kt Gold)	28 508 980-47 0010
	Champagne (22kt Gold)	28 508 980-47
	Brushed Chrome	28 508 980-93 0010
	Brushed Chrome	28 508 980-93
	Brushed Dark Platinum	28 508 980-99 0010
	Brushed Dark Platinum	28 508 980-99



Shower head - Brushed Durabrass (23kt Gold)

SERIES SPECIFIC

28 508 980 Product version from 6/1/2024

Recommended miscellaneous

	
Concealed wall elbow -	35 085 970 90
•max. recess depth 163 mm	
•min. recess depth 90 mm	

28 508 980 Product version from 6/1/2024

mm [inches]



Flow rate chart





Spare parts list

No.	Item Number	Name	Quantity used	Delivery time
3	09 14 10 098 90	seal	1.00	2
5	04 12 11 110 00-28	shower	1.00	-
Spare part can no longer be ordered, please order the replacement item				
4	09 11 03 011-28	connection	1.00	20
2	09 31 11 048 90	pin	1.00	2
1	09 27 98 003-28	rosette	1.00	20