








## TARA Wall-mounted valve cold water without pop-up waste - Brushed Champagne (22kt Gold)

TARA

30 010 892 Product version from 6/30/2009



- 140mm projection
- fixed spout
- circular, air-enriched flow
- adapter with male thread 3/4"
- hole diameter 32 mm
- rosette Ø 55 mm
- max. flow 5.7 l/min
- lead-free
- This product can help a building meet the requirements of Green Building Rating Systems, e.g. LEED®, BREEAM®, DGNB

	Brushed Champagne (22kt Gold)	30 010 892-46
	Chrome	30 010 892-00
	Brushed Platinum	30 010 892-06
	Platinum	30 010 892-08
	Dark Chrome	30 010 892-19
	Brushed Durabronze (23kt Gold)	30 010 892-28
	Matte Black	30 010 892-33
	Brushed Bronze	30 010 892-42
	Champagne (22kt Gold)	30 010 892-47
	Brushed Chrome	30 010 892-93
	Brushed Dark Platinum	30 010 892-99

### Recommended miscellaneous



- Concealed wall elbow -**
- min. recess depth 90 mm
  - max. recess depth 163 mm

35 085 970 90

## TARA Wall-mounted valve cold water without pop-up waste - Brushed Champagne (22kt Gold)

TARA

30 010 892 Product version from 6/30/2009  
mm [inches]



Flow rate chart



### Codes & Standards

DIN 4109

ISO 3822

Ü-Zeichen



## TARA Wall-mounted valve cold water without pop-up waste - Brushed Champagne (22kt Gold)

---

TARA

30 010 892 Product version from 6/30/2009

Certificates and sustainability

---

LGA\_18

# TARA Wall-mounted valve cold water without pop-up waste - Brushed Champagne (22kt Gold)

TARA

30 010 892 Product version from 6/30/2009

