















META SQUARE Single-lever mixer Pull-down with spray function - Dark Chrome


META SQUARE

33 870 861	Product version from 2/1/2023 to 10/30/2024		
	<ul style="list-style-type: none"> • 240mm projection • pivotable spout 360° • Optional swivel limiter available with swivel limiter set 12 823 970 90 • laminar and spray flow • 1800 mm metal shower hose • sprayface with anti-scaling system • max. flow 10.4 l/min at 3 bar flow pressure • lead-free • Flow modes can be changed while the water is running • This product can help a building meet the requirements of Green Building Rating Systems, e.g. LEED®, BREEAM®, DGNB 	 Dark Chrome	33 870 861-19
		 Chrome	33 870 861-00
		 Brushed Platinum	33 870 861-06
		 Platinum	33 870 861-08
		 Durabrass (23kt Gold)	33 870 861-09
		 Brushed Durabrass (23kt Gold)	33 870 861-28
		 Matte Black	33 870 861-33
		 Brushed Bronze	33 870 861-42
		 Brushed Champagne (22kt Gold)	33 870 861-46
		 Champagne (22kt Gold)	33 870 861-47
		 Brushed Chrome	33 870 861-93
		 Brushed Dark Platinum	33 870 861-99


Recommended miscellaneous

	Swivel limitation set -	12 823 970 90
		

Recommended miscellaneous

	Strainer waste with control handle - Dark Chrome	10 712 970-19
		

Recommended miscellaneous

	Dispenser without rosette - Dark Chrome	82 424 970-19
		

META SQUARE Single-lever mixer Pull-down with spray function - Dark Chrome

META SQUARE

33 870 861 Product version from 2/1/2023 to 10/30/2024

mm [inches]

1:5



Flow rate chart



Codes & Standards

DIN 4109

EN 1717

ISO 3822

Ü-Zeichen



META SQUARE Single-lever mixer Pull-down with spray function - Dark
Chrome

META SQUARE

33 870 861 Product version from 2/1/2023 to 10/30/2024

Certificates and sustainability

LGA_38

Belgaqua_24-005-2



Spare parts list

No.	Item Number	Name	Quantity used	Delivery time
	13 04 28 20 067 00 90	pipe	1.00	2
	8 09 28 30 030-19	cover	1.00	60
	14 90 24 03 253 00 90	adaptor	1.00	2
	15 04 21 50 010 00 90	accessories	1.00	2
	4 09 28 10 160 90	ring	2.00	2
	11 09 20 93 056 90	insert	1.00	2
	5 09 18 40 186 90	sleeve	1.00	2
	3 90 28 22 308 00-19	spout	1.00	20
	12 04 30 04 100 00 90	hose	2.00	2
	10 04 30 11 040 00 90	fixing set	1.00	2
	1 90 12 11 148 00-19	shower	1.00	60
	9 90 20 66 027 00-19	handle	1.00	20
	6 90 15 05 064 05 90	cartridge	1.00	2
	7 09 14 10 190 90	seal	1.00	2
	2 04 30 02 120 00-19	hose	1.00	-

Spare part can no longer be ordered, please order the replacement item