

TARA Profi single-lever mixer - Brushed Platinum








TARA

33 880 888

Product version from 5/31/2010 to 7/23/2018



- 200mm projection
 - pivotable spout 360°
 - air-enriched flow and spray flow
 - height of mixer 415 mm
 - test
 - height up to aerator 275 mm
 - hole diameter 35 mm
 - sprayface with anti-scaling system
 - max. flow 7 l/min at 3 bar flow pressure
 - lead-free
 - This product can help a building meet the requirements of Green Building Rating Systems, e.g. LEED®, BREEAM®, DGNB
- Intrinsic protection against back flow.

| | | |
|---|-----------------------|---------------|
|  | Brushed Platinum | 33 880 888-06 |
|  | Chrome | 33 880 888-00 |
|  | Platinum | 33 880 888-08 |
|  | Dark Chrome | 33 880 888-19 |
|  | Brushed Bronze | 33 880 888-42 |
|  | Brushed Chrome | 33 880 888-93 |
|  | Brushed Dark Platinum | 33 880 888-99 |

Recommended miscellaneous

Strainer waste with control handle

10 710 970-06

- Brushed Platinum



Recommended miscellaneous

Dispenser with rosette - Brushed

82 444 970-06

Platinum



33 880 888 Product version from 5/31/2010 to 7/23/2018



Flow rate chart



Codes & Standards

EN 1717



TARA Profi single-lever mixer - Brushed Platinum

TARA

33 880 888 Product version from 5/31/2010 to 7/23/2018

Certificates and sustainability

Belgaqua_21-027-2

TARA Profi single-lever mixer - Brushed Platinum

TARA

33 880 888 Product version from 5/31/2010 to 7/23/2018

Parts for other
finishes can be found
here: [Chrome](#)





TARA Profi single-lever mixer - Brushed Platinum

TARA

33 880 888 Product version from 5/31/2010 to 7/23/2018

Spare parts list

| No. | Item Number | Name | Quantity used | Delivery time |
|-----|--------------------|---------------------|---------------|---------------|
| 12 | 90 20 88 040 00-06 | handle | 1.00 | 10 |
| 3 | 09 23 01 046 90 | back-flow preventer | 1.00 | 2 |
| 19 | 04 23 10 009 02 90 | fixing set | 1.00 | 2 |
| 20 | 04 30 04 016 00 90 | hose | 2.00 | 60 |
| 14 | 09 31 11 010 90 | pin | 1.00 | 2 |
| 11 | 09 24 04 107-06 | nut | 1.00 | 10 |
| 17 | 09 14 10 102 90 | seal | 1.00 | 2 |
| 16 | 09 20 62 005-06 | handle | 1.00 | 10 |
| 6 | 90 19 88 019 00-06 | spout | 1.00 | 10 |
| 7 | 04 17 20 014 00-06 | holder | 1.00 | 10 |
| 1 | 09 16 02 034 90 | spring | 1.00 | 2 |
| 5 | 09 30 01 067 10-06 | adaptor | 1.00 | 10 |
| 21 | 09 30 01 010 90 | adaptor | 1.00 | 2 |
| 18 | 09 28 10 055-06 | rosette | 1.00 | 10 |
| 9 | 90 15 05 065 00 90 | cartridge | 1.00 | 2 |
| 22 | 90 12 11 097 11-06 | shower | 1.00 | 10 |
| 8 | 90 18 40 035 00 90 | sleeve | 1.00 | 2 |
| 2 | 90 30 02 065 00-06 | hose | 1.00 | 10 |
| 10 | 90 28 10 148 00 90 | accessories | 1.00 | 2 |
| 13 | 90 30 11 032 00 90 | disc | 1.00 | 2 |
| 4 | 90 23 01 141 00 90 | back-flow preventer | 1.00 | 2 |
| 15 | 90 24 04 048 00-06 | nipple | 1.00 | 10 |