

Showerpipe with shower thermostat without hand shower - Dark Chrome

IMO

34 459 980



Fits: IMO, MEM, CL.1, CYO

- shower with fixed riser projection 453mm
- overhead shower: rain flow
- rain shower 300 x 240mm
- rain shower with anti-scale system
- max. rainshower flow 20 l/min
- Function from: 12 l/min
- rotary diverter with volume control and shut-off function
- slide-on rosettes Ø 70 mm
- height of fittings up to rain shower (bottom edge) 1009mm
- height of fittings up to top edge of elbow 1150mm
- gauge 150 mm - 13 mm
- metal shower hose 1750mm with integrated anti-twist protection
- 1/2" connection
- slide bar
- Pipe diameter 23.5 mm
- quick clearing
- WRAS 2204013

This article does not include a hand shower!

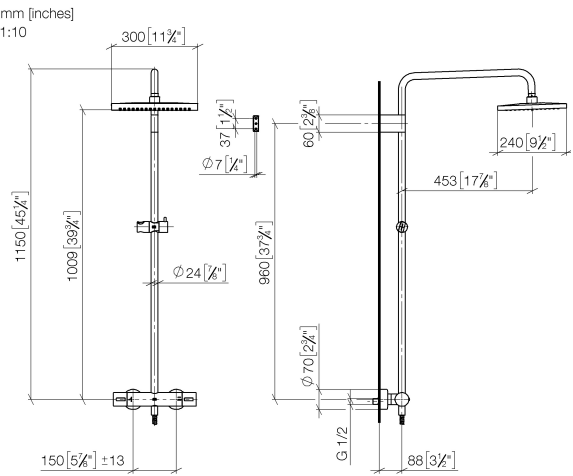
Intrinsic protection against back flow.

	Dark Chrome	34 459 980-19
	Chrome	34 459 980-00
	Brushed Platinum	34 459 980-06
	Platinum	34 459 980-08
	Brushed Light Gold	34 459 980-27
	Brushed Durabronze (23kt Gold)	34 459 980-28
	Matte Black	34 459 980-33
	Brushed Champagne (22kt Gold)	34 459 980-46
	Champagne (22kt Gold)	34 459 980-47
	Brushed Chrome	34 459 980-93
	Brushed Dark Platinum	34 459 980-99

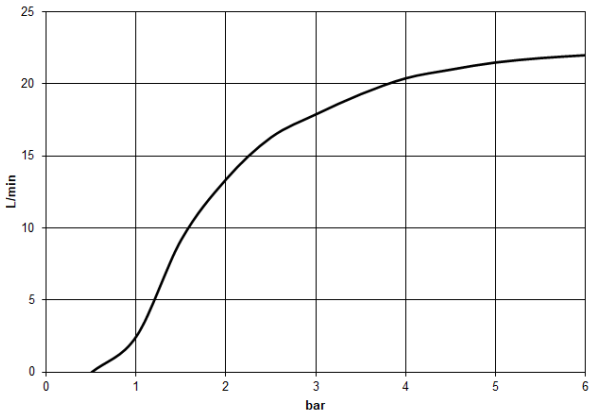
Showerpipe with shower thermostat without hand shower - Dark Chrome

IMO

34 459 980



Flow rate chart



Codes & Standards

DIN 4109

ISO 3822

Scottish Water
Byelaws

UK Water Supply
Regulations

Ü-Zeichen



Showerpipe with shower thermostat without hand shower - Dark Chrome

IMO

34 459 980

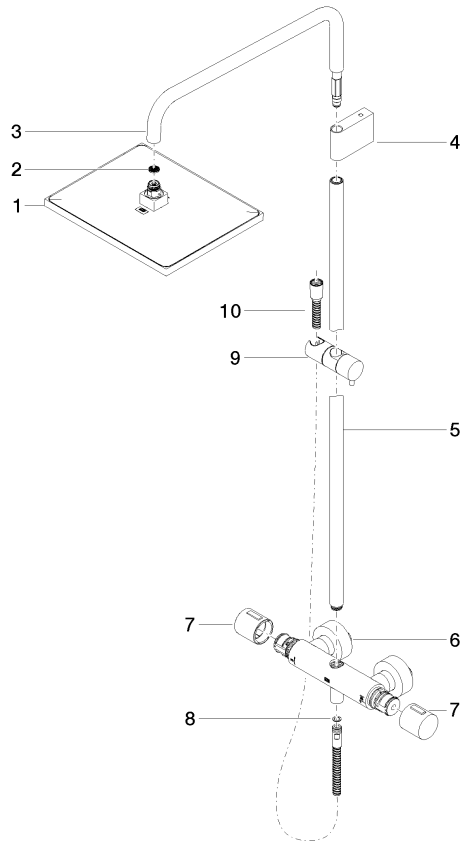
Certificates

WRAS_2204

LGA_38

34 459 980

Parts for other
finishes can be found
here: [Chrome](#)





Showerpipe with shower thermostat without hand shower - Dark Chrome

IMO

34 459 980

Spare parts list