







CL.1 Concealed two-way diverter - Dark Chrome

CL.1

36 200 705 Product version from 4/1/2022



- rotary diverter
- rosette 60 x 60 mm
- WRAS

	Dark Chrome	36 200 705-19
	Chrome	36 200 705-00
	Brushed Platinum	36 200 705-06
	Brushed Champagne (22kt Gold)	36 200 705-46
	Champagne (22kt Gold)	36 200 705-47
	Brushed Dark Platinum	36 200 705-99

CL.1 Concealed two-way diverter - Dark Chrome

CL.1

36 200 705 Product version from 4/1/2022

mm [inches]



Flow rate chart



Codes & Standards

DIN 4109

ISO 3822

Scottish Water
Byelaws

UK Water Supply
Regulations

Ü-Zeichen



CL.1 Concealed two-way diverter - Dark Chrome

CL.1

36 200 705 Product version from 4/1/2022

Certificates and sustainability

LGA_38

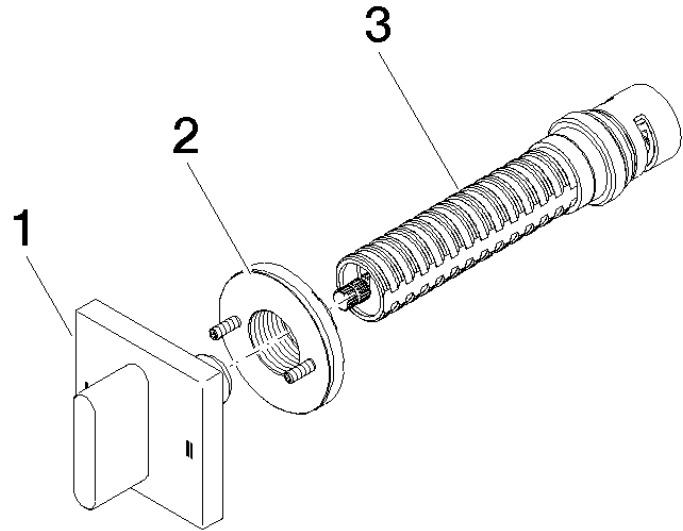
WRAS_2307

CL.1 Concealed two-way diverter - Dark Chrome

CL.1

36 200 705 Product version from 4/1/2022

Parts for other
finishes can be found
here: [Chrome](#)



Spare parts list

No.	Item Number	Name	Quantity used	Delivery time
2	90 21 02 181 00 90	disc	1.00	2
1	90 20 70 051 08-19	handle	1.00	20
3	90 90 03 304 10 90	diverter	1.00	2