

MEM Concealed two-way diverter - Brushed Platinum
MEM


36 200 782

- rotary diverter
- rosette 60 x 60 mm



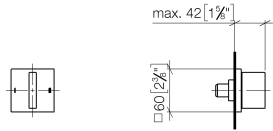
	Brushed Platinum	36 200 782-06
	Chrome	36 200 782-00
	Platinum	36 200 782-08
	Dark Chrome	36 200 782-19
	Brushed Durabrass (23kt Gold)	36 200 782-28
	Brushed Champagne (22kt Gold)	36 200 782-46
	Champagne (22kt Gold)	36 200 782-47
	Brushed Dark Platinum	36 200 782-99

Required miscellaneous

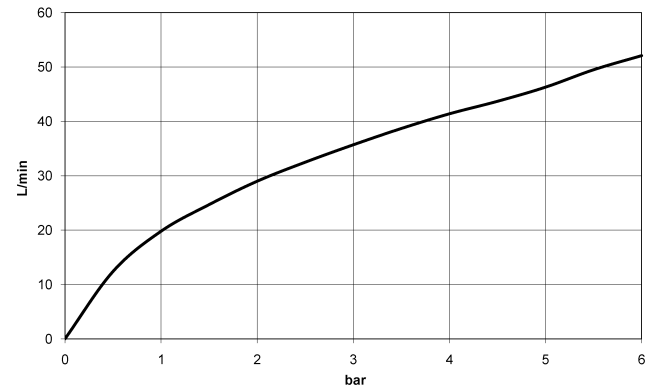
	Concealed two-way diverter -	35 202 970 90
	•max. recess depth 160 mm	
	•min. recess depth 115 mm	

36 200 782

mm [inches]



Flow rate chart

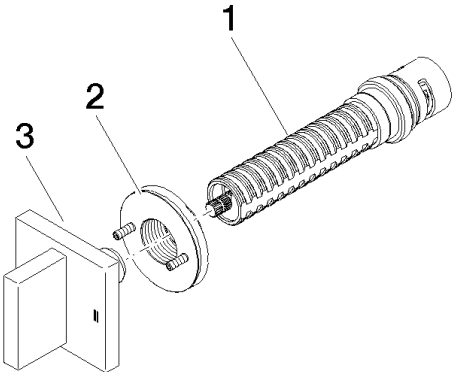


Certificates

LGA_38379.

WRAS_2307045.

36 200 782



Spare parts list

No.	Item Number	Name	Quantity used	Delivery time
1	90 90 03 304 10 90	diverter	1	2
2	90 21 02 181 00 90	disc	1	2
3	90 20 78 002 08-06	handle	1	10