







CL.1 Concealed three-way diverter - Brushed Dark Platinum

CL.1

36 212 705



- rotary diverter
- rosette 60 x 60 mm
- WRAS 2307045

	Brushed Dark Platinum	36 212 705-99
	Chrome	36 212 705-00
	Brushed Platinum	36 212 705-06
	Dark Chrome	36 212 705-19
	Brushed Champagne (22kt Gold)	36 212 705-46
	Champagne (22kt Gold)	36 212 705-47

Required miscellaneous



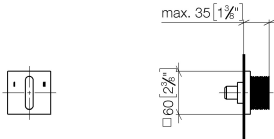
- Concealed three-way diverter -** 35 203 970 90
- max. recess depth 160 mm
 - min. recess depth 115 mm

CL.1 Concealed three-way diverter - Brushed Dark Platinum

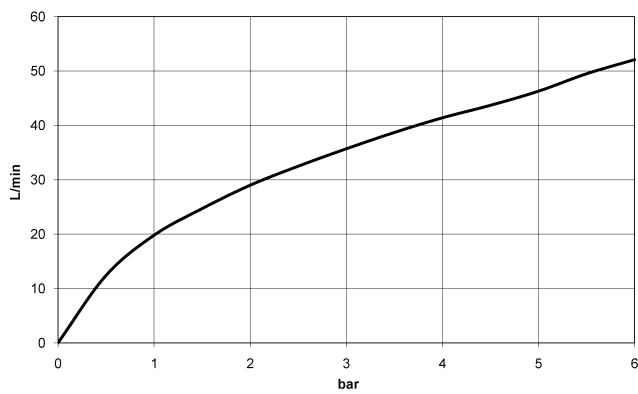
CL.1

36 212 705

mm [inches]



Flow rate chart



Codes & Standards

DIN 4109

ISO 3822

Scottish Water
Byelaws

UK Water Supply
Regulations

Ü-Zeichen



CL.1 Concealed three-way diverter - Brushed Dark Platinum

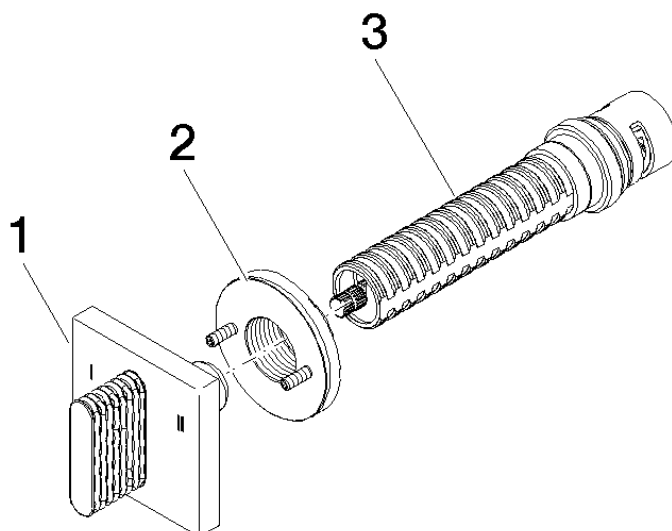
CL.1

36 212 705

Certificates

WRAS_2307

LGA_38





CL.1 Concealed three-way diverter - Brushed Dark Platinum

CL.1

36 212 705

Spare parts list

No.	Item Number	Name	Quantity used	Delivery time
	90 20 70 053 10-99	handle	3	30