













TARA Concealed thermostat with one function volume control - Chrome

TARA

36 425 892 Product version from 5/1/2022



- cover plate Ø 150 mm
- temperature control handle with safety limit stop at 38°C
- hot water temperature limiter, can be preset
- WRAS

| | | |
|---|--------------------------------|---------------|
|  | Chrome | 36 425 892-00 |
|  | Brushed Platinum | 36 425 892-06 |
|  | Platinum | 36 425 892-08 |
|  | Dark Chrome | 36 425 892-19 |
|  | Brushed Durabronze (23kt Gold) | 36 425 892-28 |
|  | Matte Black | 36 425 892-33 |
|  | Brushed Dark Brass | 36 425 892-39 |
|  | Brushed Bronze | 36 425 892-42 |
|  | Brushed Champagne (22kt Gold) | 36 425 892-46 |
|  | Champagne (22kt Gold) | 36 425 892-47 |
|  | Brushed Chrome | 36 425 892-93 |
|  | Brushed Dark Platinum | 36 425 892-99 |

Required miscellaneous



Concealed thermostat - 35 425 970 90
 • max. recess depth 136 mm
 • min. recess depth 80 mm

Required miscellaneous



xGRID Installation track 555 mm - 12 360 970 90

Required miscellaneous



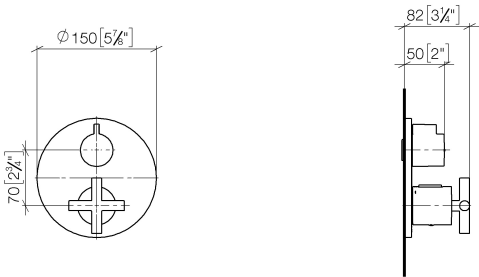
Concealed thermostat with built-in isolators - 35 426 970 90
 • min. recess depth 80 mm
 • max. recess depth 136 mm

Recommended miscellaneous

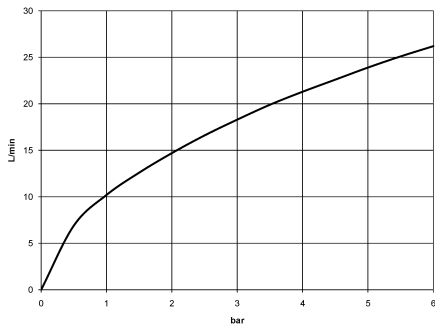


xGRID Attachment set for integrating in the dry wall construction - 12 340 970 90

mm [inches]



Flow rate chart



Codes & Standards

| | | | |
|-----------------------------|-----------|------------|------------------------|
| DIN 4109 | EN 1111 | ISO 3822 | Scottish Water Byelaws |
| UK Water Supply Regulations | Ü-Zeichen | VA-Zeichen | |



TARA Concealed thermostat with one function volume control - Chrome

TARA

36 425 892 Product version from 5/1/2022

Certificates and sustainability

| | | | |
|--------|--------|--------|-------------|
| LGA_19 | ETA_20 | LGA_19 | WRAS_250402 |
|--------|--------|--------|-------------|



Spare parts list

| No. | Item Number | Name | Quantity used | Delivery time |
|-----|--------------------|------------|---------------|---------------|
| 16 | 09 30 30 157 90 | screw | 4.00 | 2 |
| 11 | 09 28 10 187 90 | regulator | 1.00 | 2 |
| 18 | 90 30 01 190 00 90 | disc | 1.00 | 2 |
| 21 | 09 24 04 257 90 | nut | 2.00 | 2 |
| 23 | 09 28 10 188 90 | regulator | 1.00 | 2 |
| 1 | 90 90 03 166 00 90 | top | 1.00 | 2 |
| 3 | 04 29 06 111 01-00 | spindle | 1.00 | 10 |
| 13 | 09 12 12 051-00 | base | 1.00 | 10 |
| 5 | 90 12 12 002 00 90 | fixing cap | 1.00 | 2 |
| 12 | 04 29 06 024 01-00 | spindle | 1.00 | 10 |
| 17 | 09 30 01 296 90 | disc | 1.00 | 2 |
| 22 | 90 15 02 013 00 90 | cartridge | 1.00 | 2 |
| 6 | 09 20 67 006-00 | handle | 1.00 | 10 |
| 10 | 09 12 12 054 90 | base | 1.00 | 2 |
| 2 | 09 12 12 053-00 | base | 1.00 | 10 |
| 24 | 09 28 10 189 90 | regulator | 1.00 | 2 |
| 7 | 90 17 33 022 00-00 | handle | 1.00 | 10 |
| 15 | 09 11 02 242-00 | plate | 1.00 | 10 |
| 14 | 09 31 11 134 90 | pin | 1.00 | 2 |
| 19 | 90 23 01 124 00 90 | sleeve | 2.00 | 2 |
| 9 | 90 12 12 052 00 90 | base | 1.00 | 2 |
| 8 | 90 30 30 124 00 90 | screw | 1.00 | 2 |
| 4 | 90 23 30 023 00 90 | nut | 2.00 | 2 |
| 20 | 90 18 40 077 01 90 | spindle | 2.00 | 2 |