

WATER POINTS Concealed body spray - Brushed Light Gold

SERIES-VARIOUS








36 525 979 Product version from 10/1/2023



- HORIZONTAL RAIN, max. flow rate 9 l/min (at 3 bar)
- Function from: l/min
- with anti-scale system

Technical data:

- cover plate 120 x 120 mm
- 1/2" connection

	Brushed Light Gold	36 525 979-27
	Chrome	36 525 979-00
	Brushed Platinum	36 525 979-06
	Platinum	36 525 979-08
	Dark Chrome	36 525 979-19
	Light Gold	36 525 979-26
	Brushed Durabronze (23kt Gold)	36 525 979-28
	Matte Black	36 525 979-33
	Brushed Dark Brass	36 525 979-39
	Brushed Bronze	36 525 979-42
	Brushed Champagne (22kt Gold)	36 525 979-46
	Champagne (22kt Gold)	36 525 979-47
	Brushed Chrome	36 525 979-93
	Brushed Dark Platinum	36 525 979-99

Required miscellaneous



- Concealed wall installation box -** 35 205 970 90
- min. recess depth 85 mm
 - max. recess depth 110 mm

Required miscellaneous



- WATER POINTS Adapter plate -** 12 305 970 90

Required miscellaneous



- xGRID Installation track 555 mm -** 12 360 970 90

Recommended miscellaneous

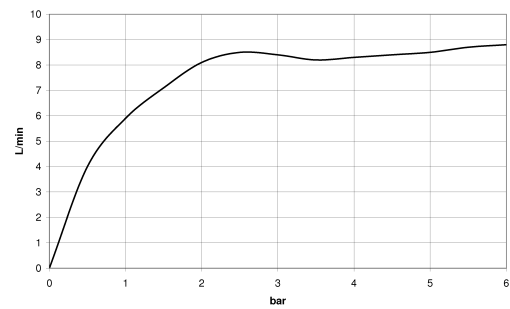


- xGRID Attachment set for integrating in the dry wall construction -** 12 340 970 90

mm [inches]



Flow rate chart



Codes & Standards

DIN 4109	ISO 3822	Ü-Zeichen
----------	----------	-----------



WATER POINTS Concealed body spray - Brushed Light Gold

SERIES-VARIOUS

36 525 979 Product version from 10/1/2023

Certificates and sustainability

LGA_38



Spare parts list

No.	Item Number	Name	Quantity used	Delivery time
7	09 23 01 136 90	flow reducer	1.00	2
6	09 16 01 016 90	ring	1.00	2
8	09 14 10 130 90	seal	1.00	2
5	09 12 12 205 90	base	1.00	2
9	09 16 01 017 90	ring	1.00	2
14	09 14 03 117 90	seal	1.00	2
2	09 30 31 022 90	screw	4.00	2
12	09 29 30 043 90	insert	1.00	2
4	09 30 11 024 90	disc	8.00	2
11	09 17 97 057 90	holder	1.00	2
3	09 30 30 031 90	screw	8.00	2
15	09 27 98 004-27	rosette	1.00	60
1	09 28 01 024 90	holder	1.00	2
10	09 17 11 146 90	distributor	1.00	60
13	09 12 01 075 90	insert	1.00	2
16	09 31 11 048 90	pin	2.00	2