











TARA Wall-mounted basin mixer without pop-up waste - Brushed Chrome

TARA

36 707 892 Product version from 4/1/2024



- 160mm projection
- fixed spout
- circular, air-enriched flow
- hole diameter valve 40 mm
- hole diameter spout 40 mm
- rosettes Ø 55 mm
- max. flow 7 l/min
- lead-free
- WRAS
- This product can help a building meet the requirements of Green Building Rating Systems, e.g. LEED®, BREEAM®, DGNB

	Brushed Chrome	36 707 892-93
	Chrome	36 707 892-00
	Brushed Platinum	36 707 892-06
	Platinum	36 707 892-08
	Dark Chrome	36 707 892-19
	Brushed Durabrass (23kt Gold)	36 707 892-28
	Matte Black	36 707 892-33
	Brushed Dark Brass	36 707 892-39
	Brushed Bronze	36 707 892-42
	Brushed Champagne (22kt Gold)	36 707 892-46
	Champagne (22kt Gold)	36 707 892-47
	Brushed Dark Platinum	36 707 892-99

Required miscellaneous



Concealed wall-mounted mixer centred spout - 35 700 970 90

- max. recess depth 145 mm
- min. recess depth 85 mm

Required miscellaneous



Concealed wall-mounted mixer variable positioning - 35 720 970 90

- min. recess depth 85 mm
- max. recess depth 145 mm

36 707 892 Product version from 4/1/2024

mm [inches]



Flow rate chart



Codes & Standards

DIN 4109	EN 200	ISO 3822	Scottish Water Byelaws
UK Water Supply Regulations	Ü-Zeichen	VA-Zeichen	XP P 41-280



TARA Wall-mounted basin mixer without pop-up waste - Brushed Chrome

TARA

36 707 892 Product version from 4/1/2024

Certificates and sustainability

WRAS_2107	LGA_18	ACS_20 ACC LY	ETA_19
-----------	--------	---------------	--------



Spare parts list

No.	Item Number	Name	Quantity used	Delivery time
7	90 23 01 019 00-93	aerator	1.00	20
1	90 90 03 157 00 90	top	2.00	2
3	09 24 03 081 10 90	extension	1.00	2
5	09 27 22 503-93	rosette	1.00	20
6	04 28 22 089 10-93	spout	1.00	20
4	90 14 10 026 00 90	seal	1.00	2
2	36 310 892-93	connection	2.00	20