















Basin Waste with push fastening 1 1/4" - Brushed Platinum

SERIES-VARIOUS

10 125 970 Product version from 10/1/2023



	Brushed Platinum	10 125 970-06
	Chrome	10 125 970-00
	Platinum	10 125 970-08
	Durabrass (23kt Gold)	10 125 970-09
	Dark Chrome	10 125 970-19
	Light Gold	10 125 970-26
	Brushed Light Gold	10 125 970-27
	Brushed Durabrass (23kt Gold)	10 125 970-28
	Matte Black	10 125 970-33
	Platinum / Brushed Platinum	10 125 970-36
	Durabrass / Brushed Durabrass (23kt Gold)	10 125 970-38
	Brushed Bronze	10 125 970-42
	Brushed Champagne (22kt Gold)	10 125 970-46
	Champagne (22kt Gold)	10 125 970-47
	Brushed Chrome	10 125 970-93
	Brushed Dark Platinum	10 125 970-99



Basin Waste with push fastening 1 1/4" - Brushed Platinum

SERIES-VARIOUS

10 125 970 Product version from 10/1/2023

Only suitable for basins with an overflow.

Basin Waste with push fastening 1 1/4" - Brushed Platinum

SERIES-VARIOUS

10 125 970 Product version from 10/1/2023

mm [inches]



Parts for other
finishes can be found
here: [Chrome](#)



Spare parts list

No.	Item Number	Name	Quantity used	Delivery time
1	04 31 20 096 00-06	plug	1.00	10
5	09 14 05 061 90	seal	1.00	2
7	09 11 10 156-06	connection	1.00	10
3	09 30 30 179 90	screw	1.00	2
2	90 14 03 152 00 90	seal	1.00	2
6	09 14 03 153 90	seal	1.00	2
4	09 11 01 038-06	cup	1.00	10