







CL.1 Deck valve clockwise closing cold - Brushed Platinum

CL.1

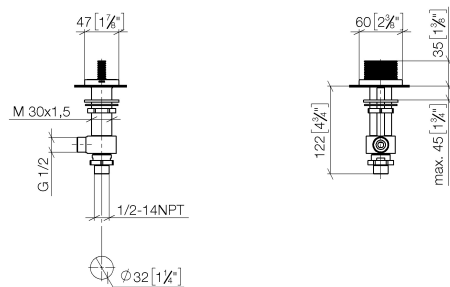
20 006 705 Product version from 3/9/2015



- with CASCADE structure
- hole diameter 32 mm
- rosette 60 x 47 mm
- with cold marking
- WRAS

| | | |
|---|-------------------------------|---------------|
|  | Brushed Platinum | 20 006 705-06 |
|  | Chrome | 20 006 705-00 |
|  | Dark Chrome | 20 006 705-19 |
|  | Brushed Champagne (22kt Gold) | 20 006 705-46 |
|  | Champagne (22kt Gold) | 20 006 705-47 |
|  | Brushed Dark Platinum | 20 006 705-99 |

mm [inches]



Flow rate chart



Codes & Standards

| | | | |
|----------------|-------|------------------------|-----------------------------|
| ASME A112.18.1 | cUPC | DIN 4109 | ISO 3822 |
| NSF372 | NSF61 | Scottish Water Byelaws | UK Water Supply Regulations |
| Ü-Zeichen | | | |



CL.1 Deck valve clockwise closing cold - Brushed Platinum

CL.1

20 006 705 Product version from 3/9/2015

Certificates and sustainability

| | | | | |
|-------------|-----------|--------|------------|---------|
| WRAS_1804 | IAPMO_N-4 | LGA_28 | IAPMO_4976 | IAPMO_6 |
| WRAS_240202 | | | | |

CL.1 Deck valve clockwise closing cold - Brushed Platinum

CL.1

20 006 705 Product version from 3/9/2015

Parts for other
finishes can be found
here: [Chrome](#)



Spare parts list

| No. | Item Number | Name | Quantity used | Delivery time |
|-----|--------------------|--------------------|---------------|---------------|
| 4 | 04 23 10 032 78 90 | fixing set | 1.00 | 2 |
| 7 | 09 30 11 059 90 | disc | 1.00 | 2 |
| 5 | 04 17 11 023 10 90 | distributor | 1.00 | 2 |
| 3 | 90 90 03 153 00 90 | top | 1.00 | 2 |
| 2 | 04 17 11 058 53 90 | side panel | 1.00 | 2 |
| 1 | 90 20 70 053 06-06 | handle (cold) | 1.00 | 10 |
| 8 | 09 23 10 012 90 | nut | 1.00 | 2 |
| 6 | 90 23 30 040 00-06 | threaded connector | 1.00 | 10 |