








22 585 671



- 195mm projection
- fixed spout
- rectangular, air-enriched flow
- total height 1038 - 1103 mm
- height up to aerator 970 – 1040 mm
- rosette Ø 135 mm
- max. flow 4.6 l/min
- lead-free
- This product can help a building meet the requirements of Green Building Rating Systems, e.g. LEED®, BREEAM®, DGNB

| | | |
|---|-----------------------|---------------|
|  | Matte Black | 22 585 671-33 |
|  | Chrome | 22 585 671-00 |
|  | Brushed Platinum | 22 585 671-06 |
|  | Dark Chrome | 22 585 671-19 |
|  | Brushed Light Gold | 22 585 671-27 |
|  | Brushed Chrome | 22 585 671-93 |
|  | Brushed Dark Platinum | 22 585 671-99 |

Required miscellaneous



- Concealed floor mounting -**
- min. recess depth 80 mm
 - max. recess depth 150 mm

35 945 970 90

Required miscellaneous

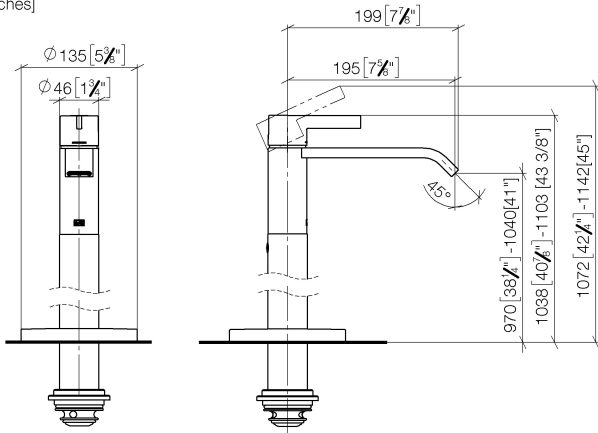


- Concealed floor mounting -**
- min. recess depth 80 mm
 - max. recess depth 150 mm

35 945 970 90

22 585 671

mm [inches]



Flow rate chart

