

MADISON Shower set without hand shower - Chrome







MADISON

26 413 370




- slide bar
- Pipe diameter 18 mm
- rosettes Ø 60 mm
- gauge 850 mm
- metal shower hose 1750mm with integrated anti-twist protection
- shower hose connector 1/2"
- WRAS


This article does not include a hand shower!

	Chrome	26 413 370-00
	Brushed Platinum	26 413 370-06
	Platinum	26 413 370-08
	Durabrace (23kt Gold)	26 413 370-09
	Brushed Durabrace (23kt Gold)	26 413 370-28
	Brushed Dark Platinum	26 413 370-99


Recommended miscellaneous

	<b>Concealed wall elbow -</b> •max. recess depth 163 mm •min. recess depth 90 mm	35 085 970 90
---	--	---------------


Recommended miscellaneous

	<b>MADISON Wall elbow - Chrome</b>	28 450 370-00
---	------------------------------------	---------------

Required miscellaneous

	<b>MADISON Metal hand shower with porcelain insert (white)</b> <b>FlowReduce - Chrome</b>	28 002 970-00 0010
---	--	-----------------------

Required miscellaneous

	<b>MADISON Hand shower FlowReduce - Chrome</b> •spray head Ø 95mm •Hand shower see page {PAGE} •Three settings: COMPACT RAIN, COMPACT SOFT FLOW, COMPACT AQUAPRESSURE FLOW, max. flow rate l/min (at 3 bar)	28 002 978-00 0010
---	--	-----------------------

Required miscellaneous

	<b>MADISON Hand shower - Chrome</b> •spray head Ø 95mm •Hand shower see page {PAGE} •Three settings: COMPACT RAIN, COMPACT SOFT FLOW, COMPACT AQUAPRESSURE FLOW, max. flow rate l/min (at 3 bar)	28 002 978-00
---	---	---------------

26 413 370



Codes & Standards			
ASME A112.18.1	cUPC	Scottish Water Byelaws	UK Water Supply Regulations

Certificates and sustainability	
WRAS_2009	IAPMO_4976



## Spare parts list

No.	Item Number	Name	Quantity used	Delivery time
8	12 580 970-00	Slide unit - Chrome	1.00	10
2	09 30 30 048 90	screw	2.00	2
9	28 204 970-00	Metal shower hose 1/2" x 1/2" x 1750 mm - Chrome	1.00	2
5	09 21 40 020-00	connection	2.00	60
3	09 31 11 140 90	pin	2.00	60
7	08 28 22 596-00	pipe	1.00	10
6	09 18 40 009 90	sleeve	2.00	2
1	05 17 97 507 00 90	fixing set	2.00	2
4	09 31 11 002 90	pin	2.00	2