

Shower set without hand shower - Matte Black

SERIES SPECIFIC

26 413 625 Product version from 10/1/2023



- slide bar
- Pipe diameter 18 mm
- rosette Ø 55 mm
- gauge 800 mm
- metal shower hose 1750mm with integrated anti-twist protection
- shower hose connector 3/8"
- WRAS

This article does not include a hand shower!

	Matte Black	26 413 625-33
	Chrome	26 413 625-00
	Brushed Platinum	26 413 625-06
	Platinum	26 413 625-08
	Dark Chrome	26 413 625-19
	Light Gold	26 413 625-26
	Brushed Light Gold	26 413 625-27
	Brushed Durabronze (23kt Gold)	26 413 625-28
	Brushed Bronze	26 413 625-42
	Brushed Champagne (22kt Gold)	26 413 625-46
	Champagne (22kt Gold)	26 413 625-47
	Brushed Chrome	26 413 625-93
	Brushed Dark Platinum	26 413 625-99

Shower set without hand shower - Matte Black

SERIES SPECIFIC

26 413 625 Product version from 10/1/2023

Recommended miscellaneous

	Concealed wall elbow - •max. recess depth 163 mm •min. recess depth 90 mm	35 085 970 90
-----------------------------------------------------------------------------------	----------------------------------------------------------------------------------------	---------------


Required miscellaneous

	Hand shower - Matte Black	28 012 979-33
-----------------------------------------------------------------------------------	----------------------------------	---------------

Required miscellaneous

	Hand shower - Matte Black	28 016 979-33
-----------------------------------------------------------------------------------	----------------------------------	---------------

Required miscellaneous

	Hand shower FlowReduce - Matte Black	28 016 979-33 0010
-----------------------------------------------------------------------------------	---------------------------------------------	--------------------

Required miscellaneous

	Hand shower FlowReduce - Matte Black	28 018 979-33 0010
-------------------------------------------------------------------------------------	---------------------------------------------	--------------------

Required miscellaneous

	SERIES-VARIOUS Hand shower - Matte Black	28 029 979-33
-------------------------------------------------------------------------------------	-------------------------------------------------	---------------

Required miscellaneous

	SERIES-VARIOUS Hand shower FlowReduce - Matte Black	28 025 979-33 0010
-------------------------------------------------------------------------------------	------------------------------------------------------------	--------------------


Required miscellaneous

	Hand shower - Matte Black	28 018 979-33
-----------------------------------------------------------------------------------	----------------------------------	---------------

Recommended miscellaneous

	Wall elbow - Matte Black	28 450 625-33
-----------------------------------------------------------------------------------	---------------------------------	---------------

Required miscellaneous

	Hand shower FlowReduce - Matte Black	28 012 979-33 0010
-----------------------------------------------------------------------------------	---------------------------------------------	--------------------

Required miscellaneous

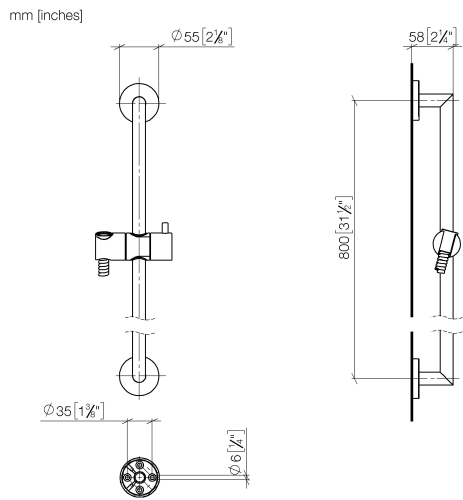
	Hand shower - Matte Black	28 017 979-33
-----------------------------------------------------------------------------------	----------------------------------	---------------

Required miscellaneous

	SERIES-VARIOUS Hand shower FlowReduce - Matte Black	28 027 979-33 0010
-------------------------------------------------------------------------------------	------------------------------------------------------------	--------------------

Required miscellaneous

	SERIES-VARIOUS Hand shower FlowReduce - Matte Black	28 029 979-33 0010
-------------------------------------------------------------------------------------	------------------------------------------------------------	--------------------



Codes & Standards			
ASME A112.18.1	cUPC	Scottish Water Byelaws	UK Water Supply Regulations
XP P 41-280			

Certificates and sustainability		
WRAS_2009	ACS_20 ACC LY	IAPMO_4976



Spare parts list

No.	Item Number	Name	Quantity used	Delivery time
6	28 322 970-33	Metal shower hose 1/2" x 3/8" x 1750 mm - Matte Black	1.00	2
1	05 17 62 500 00 90	fixing set	2.00	2
4	05 28 22 590 01-33	bar	1.00	30
5	12 580 970-33	Slide unit - Matte Black	1.00	10
3	08 27 62 500-33	rosette	2.00	30
2	90 14 10 032 00 90	seal	2.00	2