












- with angular rosette
- spray flow
- automatic spout/shower diverter
- height of mixer 190 mm
- hole diameter rinsing spray 32mm
- fabric braided hose 1500 mm
- sprayface with anti-scaling system
- lead-free

Can only be combined with 33826680, 32815680.

Intrinsic protection against back flow.

Residual water may emerge from the spray after closing.

Operating unit can be positioned freely.

|   |                               |               |
|---|-------------------------------|---------------|
|  | Brushed Bronze                | 27 723 970-42 |
|  | Chrome                        | 27 723 970-00 |
|  | Brushed Platinum              | 27 723 970-06 |
|  | Platinum                      | 27 723 970-08 |
|  | Dark Chrome                   | 27 723 970-19 |
|  | Brushed Durabrass (23kt Gold) | 27 723 970-28 |
|  | Brushed Champagne (22kt Gold) | 27 723 970-46 |
|  | Champagne (22kt Gold)         | 27 723 970-47 |
|  | Brushed Dark Platinum         | 27 723 970-99 |

27 723 970    Product version from 2/1/2023



Codes & Standards

|          |          |        |       |
|----------|----------|--------|-------|
| DIN 4109 | ISO 3822 | NSF372 | NSF61 |
|----------|----------|--------|-------|

Ü-Zeichen

Certificates and sustainability

|        |              |            |
|--------|--------------|------------|
| LGA_29 | IAPMO_N-4976 | IAPMO_6397 |
|--------|--------------|------------|

Parts for other  
finishes can be found  
here: [Chrome](#)



## Spare parts list

| No. | Item Number        | Name       | Quantity used | Delivery time |
|-----|--------------------|------------|---------------|---------------|
| 4   | 09 23 01 039 90    | sieve      | 1.00          | 2             |
| 3   | 90 30 10 058 00 90 | fixing set | 1.00          | 2             |
| 7   | 90 14 20 026 00 90 | seal       | 1.00          | 2             |
| 1   | 04 12 11 158 00-42 | shower     | 1.00          | 60            |
| 8   | 90 17 09 046 12 90 | diverter   | 1.00          | 2             |
| 2   | 90 27 78 011 00-42 | shaft      | 1.00          | 30            |
| 5   | 90 30 02 062 00-42 | hose       | 1.00          | 30            |
| 6   | 90 24 03 241 00 90 | nipple     | 1.00          | 2             |
| 9   | 90 28 20 068 00 90 | connection | 1.00          | 2             |