

Hand shower set - Brushed Dark Brass



























SERIES SPECIFIC



27 806 625 Product version from 6/3/2020



- COMPACT RAIN, max. flow rate 15 l/min (at 3 bar)
- with anti-scale system
- rosette Ø 55 mm
- metal shower hose 1250mm with integrated anti-twist protection
- shower holder rosette Ø 55mm
- WRAS

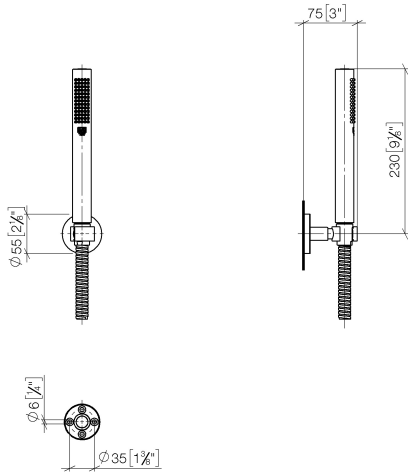
Intrinsic protection against back flow.

	Brushed Dark Brass	27 806 625-39
	Chrome	27 806 625-00
	Chrome	27 806 625-00 0010
	Brushed Platinum	27 806 625-06
	Brushed Platinum	27 806 625-06 0010
	Dark Chrome	27 806 625-19
	Dark Chrome	27 806 625-19 0010
	Light Gold	27 806 625-26 0010
	Light Gold	27 806 625-26
	Brushed Light Gold	27 806 625-27 0010
	Brushed Light Gold	27 806 625-27
	Brushed Durabrass (23kt Gold)	27 806 625-28
	Brushed Durabrass (23kt Gold)	27 806 625-28 0010
	Matte Black	27 806 625-33
	Matte Black	27 806 625-33 0010
	Brushed Dark Brass	27 806 625-39 0010
	Brushed Bronze	27 806 625-42 0010
	Brushed Bronze	27 806 625-42
	Brushed Champagne (22kt Gold)	27 806 625-46
	Brushed Champagne (22kt Gold)	27 806 625-46 0010
	Champagne (22kt Gold)	27 806 625-47
	Champagne (22kt Gold)	27 806 625-47 0010
	Brushed Chrome	27 806 625-93
	Brushed Chrome	27 806 625-93 0010
	Brushed Dark Platinum	27 806 625-99
	Brushed Dark Platinum	27 806 625-99 0010

Recommended miscellaneous		Recommended miscellaneous	
	Concealed wall elbow -		Wall elbow - Brushed Dark Brass
	<ul style="list-style-type: none"> •min. recess depth 90 mm •max. recess depth 163 mm 		28 450 625-39
	35 085 970 90		

27 806 625 Product version from 6/3/2020

mm [inches]



Flow rate chart



Codes & Standards

DIN 4109

ISO 3822

Scottish Water
Byelaws

UK Water Supply
Regulations

Ü-Zeichen



Hand shower set - Brushed Dark Brass

SERIES SPECIFIC

27 806 625 Product version from 6/3/2020

Certificates and sustainability

LGA_29 WRAS_2209



Spare parts list

No.	Item Number	Name	Quantity used	Delivery time
1	90 12 11 140 40-39	shower	1.00	30
3	28 050 625-39	Wall bracket - Brushed Dark Brass	1.00	30
2	90 30 02 072 00-39	hose	1.00	30