

28 029 979



- COMPACT RAIN, max. flow rate 6.8 l/min (at 3 bar)
- with anti-scale system
- 1/2" connection
- This product can help a building meet the requirements of Green Building Rating Systems, e.g. LEED®, BREEAM®, DGNB

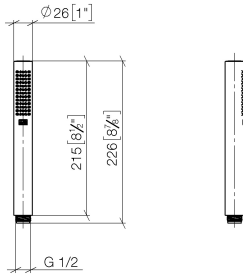
Intrinsic protection against back flow.

Fits: IMO, LULU, MADISON, MEM, TARA, CL.1, LISSÉ, VAIA, META, CYO

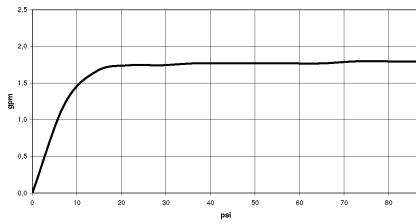
| | | |
|--|-------------------------------|--------------------|
|  | Brushed Dark Platinum | 28 029 979-99 0010 |
|  | Chrome | 28 029 979-00 0010 |
|  | Chrome | 28 029 979-00 |
|  | Brushed Platinum | 28 029 979-06 0010 |
|  | Brushed Platinum | 28 029 979-06 |
|  | Platinum | 28 029 979-08 |
|  | Platinum | 28 029 979-08 0010 |
|  | Dark Chrome | 28 029 979-19 |
|  | Dark Chrome | 28 029 979-19 0010 |
|  | Light Gold | 28 029 979-26 |
|  | Light Gold | 28 029 979-26 0010 |
|  | Brushed Durabross (23kt Gold) | 28 029 979-28 |
|  | Brushed Durabross (23kt Gold) | 28 029 979-28 0010 |
|  | Matte Black | 28 029 979-33 0010 |
|  | Matte Black | 28 029 979-33 |
|  | Brushed Champagne (22kt Gold) | 28 029 979-46 0010 |
|  | Brushed Champagne (22kt Gold) | 28 029 979-46 |
|  | Champagne (22kt Gold) | 28 029 979-47 0010 |
|  | Champagne (22kt Gold) | 28 029 979-47 |
|  | Brushed Chrome | 28 029 979-93 |
|  | Brushed Chrome | 28 029 979-93 0010 |
|  | Brushed Dark Platinum | 28 029 979-99 |

28 029 979

mm [inches]




Flow rate chart



28 029 979

Product version from 4/1/2024

Parts for other
finishes can be found
here: [Chrome](#)





SERIES-VARIOUS Hand shower - Brushed Dark Platinum

IMO

28 029 979

Spare parts list

Product version from 4/1/2024

| No. | Item Number | Name | Quantity used | Delivery time |
|-----|-----------------|-------|---------------|---------------|
| | 09 23 01 039 90 | sieve | 2 | 2 |