















Rain shower for surface-mounted ceiling installation 300 mm - Brushed
Platinum

SERIES SPECIFIC

28 031 970	Product version from 5/1/2022		
	<ul style="list-style-type: none"> rain shower Ø 300 mm PURE RAIN, max. flow rate 12 l/min (at 3 bar) PURIFY RAIN, max. flow rate 6 l/min (at 3 bar) with anti-scale system 		<div> Brushed Platinum 28 031 970-06 </div>
	Technical dimensions:		<div> Chrome 28 031 970-00 </div>
	<ul style="list-style-type: none"> Distance to ceiling from bottom edge of shower 40 mm For simultaneous control of the jet types, we recommend the xTool thermostat module WRAS 		<div> Platinum 28 031 970-08 </div>
			<div> Dark Chrome 28 031 970-19 </div>
			<div> Light Gold 28 031 970-26 </div>
			<div> Brushed Light Gold 28 031 970-27 </div>
			<div> Brushed Durabrass (23kt Gold) 28 031 970-28 </div>
			<div> Matte Black 28 031 970-33 </div>
			<div> Brushed Bronze 28 031 970-42 </div>
			<div> Brushed Champagne (22kt Gold) 28 031 970-46 </div>
			<div> Champagne (22kt Gold) 28 031 970-47 </div>
			<div> Brushed Chrome 28 031 970-93 </div>
			<div> Brushed Dark Platinum 28 031 970-99 </div>

Required miscellaneous



- Concealed ceiling installation box**
35 041 970 90
- with ceiling fixing -**
 - min. recess depth 90 mm
 - max. recess depth 115 mm
 - 2x female thread 1/2" outlet
 - concealed rough parts

Rain shower for surface-mounted ceiling installation 300 mm - Brushed Platinum

SERIES SPECIFIC

28 031 970 Product version from 5/1/2022
mm [inches]



Flow rate chart



Codes & Standards

DIN 4109

ISO 3822

Scottish Water
Byelaws

UK Water Supply
Regulations

Ü-Zeichen



Rain shower for surface-mounted ceiling installation 300 mm - Brushed
Platinum

SERIES SPECIFIC

28 031 970 Product version from 5/1/2022

Certificates and sustainability

LGA_38 WRAS_240502



Spare parts list

No.	Item Number	Name	Quantity used	Delivery time
1	90 17 20 263 00 90	fixing set	1.00	2
2	90 24 03 309 01 90	connection	1.00	2
3	90 24 03 309 00 90	connection	1.00	2