





- 180-210mm projection
- ball-joint pivotable through 30°
- normal flow
- with anti-scale system
- spray head Ø 100mm
- rosette Ø 55 mm
- 1/2" connection
- max. flow 7.6 l/min
- rosette Ø 55 mm
- WRAS

	Chrome	28 504 831-00
	Soft Black	28 504 831-69

Recommended miscellaneous

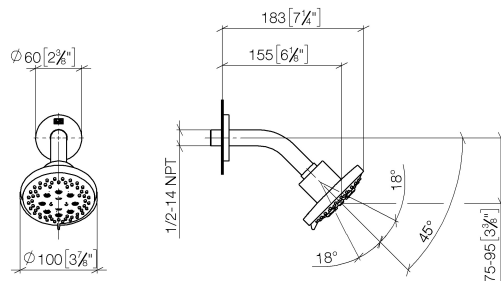
Concealed wall elbow -

35 085 970 90



28 504 831 Product version from 1/1/2023

mm [inches]



Flow rate chart



Codes & Standards

DIN 4109

ISO 3822

Scottish Water
Byelaws

UK Water Supply
Regulations

Ü-Zeichen



DORNBRACHT YAMOU Shower head - Chrome

DORNBRACHT
YAMOU

28 504 831 Product version from 1/1/2023

Certificates and sustainability

LGA_28 WRAS_240202



Spare parts list

No.	Item Number	Name	Quantity used	Delivery time
1	90 27 83 018 00-00	rosette	1.00	2
2	90 11 03 011 10-00	connection	1.00	2