

Rain shower with ceiling fixing 300 x 240 mm - Brushed Durabronz (23kt Gold)

IMO

28 775 980



Fits: IMO, MEM, CL.1

- rain shower 300 x 240mm
- PURE RAIN, max. flow rate 20 l/min (at 3 bar)
- Function from: 12 l/min
- distance between ceiling and lower edge of the shower 165mm
- rosette 60 x 60, as required
- 1/2" connection
- with anti-scale system
- quick clearing
- WRAS 2212012

Product change as of 1st April 2024: max. flow 20l/min

	Brushed Durabronz (23kt Gold)	28 775 980-28
	Chrome	28 775 980-00
	Brushed Platinum	28 775 980-06
	Platinum	28 775 980-08
	Dark Chrome	28 775 980-19
	Brushed Light Gold	28 775 980-27
	Matte Black	28 775 980-33
	Brushed Champagne (22kt Gold)	28 775 980-46
	Champagne (22kt Gold)	28 775 980-47
	Brushed Chrome	28 775 980-93
	Brushed Dark Platinum	28 775 980-99

Recommended miscellaneous

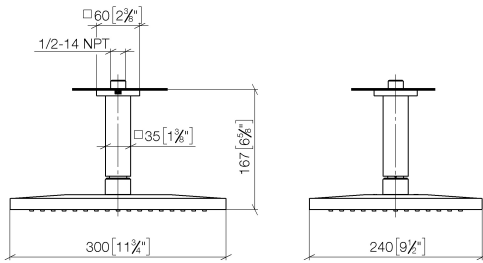


- Concealed wall elbow -**
- max. recess depth 163 mm
 - min. recess depth 90 mm

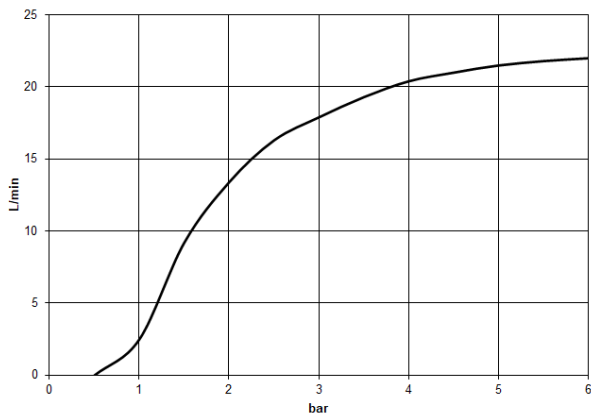
35 085 970 90

28 775 980

mm [inches]



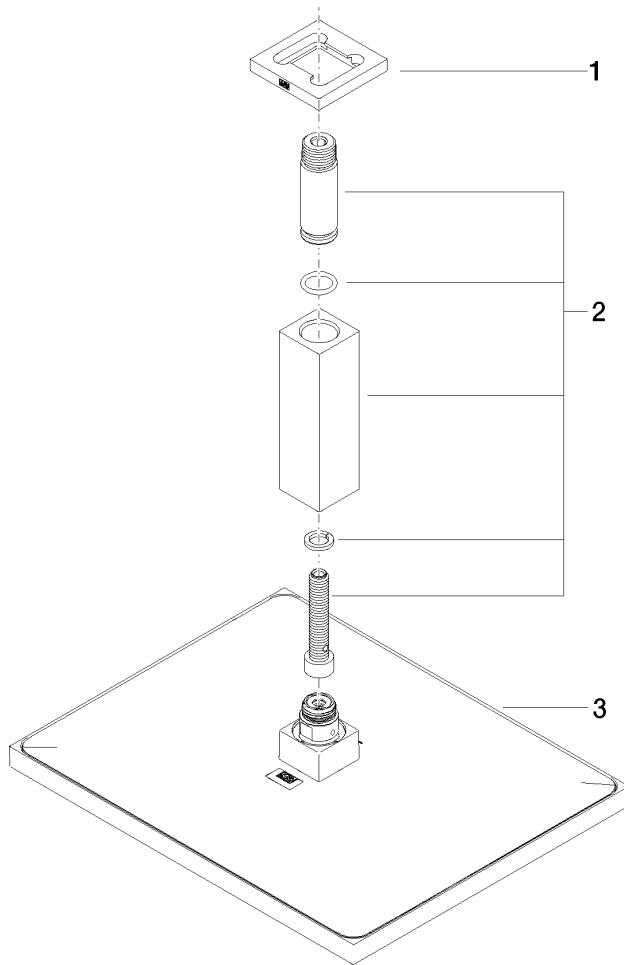
Flow rate chart



Certificates

LGA_29232. WRAS_2212012. LGA_38662.

28 775 980



Spare parts list

No.	Item Number	Name	Quantity used	Delivery time
1	09 27 98 017-28	rosette	1	20
2	90 11 10 092 00-28	connection	1	20
3	04 12 05 063 00-28	shower	1	20