

Showerpipe with shower thermostat without hand shower - Brushed Bronze















SERIES SPECIFIC

34 460 979 Product version from 4/1/2024



- shower with fixed riser projection 453mm
- overhead shower: rain flow
- rain shower Ø 300 mm
- rain shower with anti-scale system
- max. rainshower flow 14 l/min
- Function from: 10 l/min
- rotary diverter with volume control and shut-off function
- slide-on rosettes Ø 70 mm
- height of fittings up to rain shower (bottom edge) 1009mm
- height of fittings up to top edge of elbow 1150mm
- gauge 150 mm - 13 mm
- metal shower hose 1750mm with integrated anti-twist protection
- 1/2" connection
- slide bar
- Pipe diameter 23.5 mm
- quick clearing
- WRAS

This article does not include a hand shower!
Intrinsic protection against back flow.

	Brushed Bronze	34 460 979-42
	Chrome	34 460 979-00
	Brushed Platinum	34 460 979-06
	Platinum	34 460 979-08
	Dark Chrome	34 460 979-19
	Light Gold	34 460 979-26
	Brushed Light Gold	34 460 979-27
	Brushed Durabronze (23kt Gold)	34 460 979-28
	Matte Black	34 460 979-33
	Brushed Dark Brass	34 460 979-39
	Brushed Champagne (22kt Gold)	34 460 979-46
	Champagne (22kt Gold)	34 460 979-47
	Brushed Chrome	34 460 979-93
	Brushed Dark Platinum	34 460 979-99

Required miscellaneous

Hand shower - Brushed Bronze 28 012 979-42



Required miscellaneous

Hand shower - Brushed Bronze 28 017 979-42



Required miscellaneous

Hand shower FlowReduce - Brushed Bronze 28 016 979-42 0010



Required miscellaneous

Hand shower FlowReduce - Brushed Bronze 28 018 979-42 0010



Required miscellaneous

Hand shower - Brushed Bronze 28 016 979-42



Required miscellaneous

Hand shower FlowReduce - Brushed Bronze 28 012 979-42 0010



Required miscellaneous

Hand shower - Brushed Bronze 28 018 979-42



34 460 979 Product version from 4/1/2024

mm [inches]
1:10



Flow rate chart



Codes & Standards

DIN 4109

ISO 3822

Scottish Water
Byelaws

UK Water Supply
Regulations

Ü-Zeichen



Showerpipe with shower thermostat without hand shower - Brushed Bronze

SERIES SPECIFIC

34 460 979 Product version from 4/1/2024

Certificates and sustainability

WRAS_2204

LGA_38

34 460 979 Product version from 4/1/2024

Parts for other
finishes can be found
here: [Chrome](#)



Spare parts list

No.	Item Number	Name	Quantity used	Delivery time
	4 90 17 11 150 00-42	holder	1.00	20
	3 90 28 22 348 00-42	pipe	1.00	20
	5 90 28 22 349 00-42	pipe	1.00	20
	10 28 322 970-42	Metal shower hose 1/2" x 3/8" x 1750 mm - Brushed Bronze	1.00	20
	2 09 23 01 039 90	sieve	1.00	2
	1 04 12 05 091 00-42	shower	1.00	20
	7 90 17 33 015 00-42	handle	2.00	20
	9 12 570 970-42	Slide unit - Brushed Bronze	1.00	60
	6 04 17 01 250 00-42	connection	1.00	60
	8 90 14 20 026 00 90	seal	1.00	2