







**CL.1 Concealed three-way diverter - Chrome**

CL.1

36 212 705



- rotary diverter
- rosette 60 x 60 mm
- WRAS 2307045

	Chrome	36 212 705-00
	Brushed Platinum	36 212 705-06
	Dark Chrome	36 212 705-19
	Brushed Champagne (22kt Gold)	36 212 705-46
	Champagne (22kt Gold)	36 212 705-47
	Brushed Dark Platinum	36 212 705-99

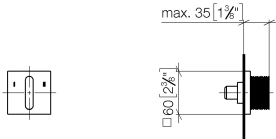
**Required miscellaneous**



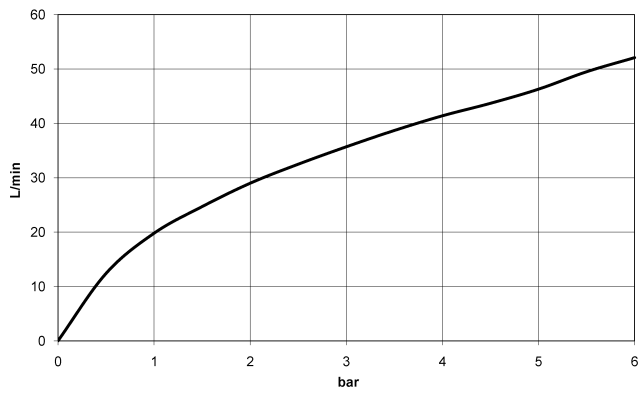
- Concealed three-way diverter -** 35 203 970 90
- max. recess depth 160 mm
  - min. recess depth 115 mm

36 212 705

mm [inches]



**Flow rate chart**



**Codes & Standards**

DIN 4109

ISO 3822

Scottish Water  
Byelaws

UK Water Supply  
Regulations

**Ü-Zeichen**



## CL.1 Concealed three-way diverter - Chrome

---

CL.1

36 212 705

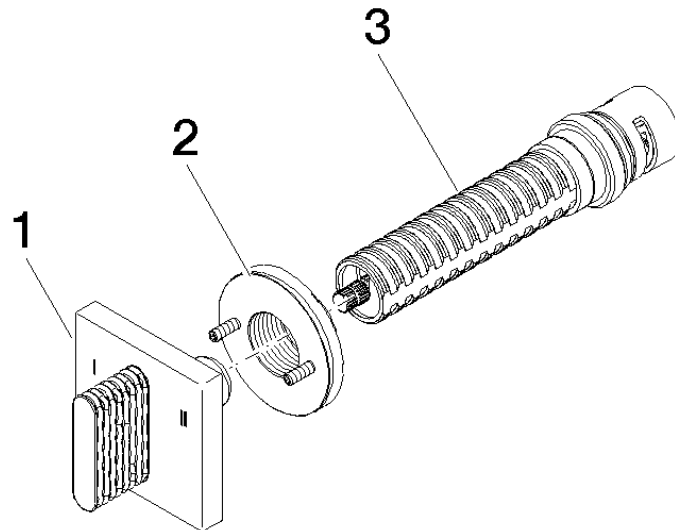
### Certificates

---

WRAS\_2307

LGA\_38

36 212 705





## CL.1 Concealed three-way diverter - Chrome

CL.1

36 212 705

### Spare parts list

No.	Item Number	Name	Quantity used	Delivery time
	90 20 70 053 10-00	handle	3	10