







CL.1 Concealed three-way diverter - Brushed Platinum

CL.1


36 212 705



- rotary diverter
- rosette 60 x 60 mm
- WRAS

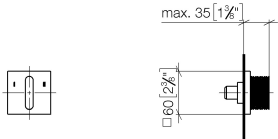
	Brushed Platinum	36 212 705-06
	Chrome	36 212 705-00
	Dark Chrome	36 212 705-19
	Brushed Champagne (22kt Gold)	36 212 705-46
	Champagne (22kt Gold)	36 212 705-47
	Brushed Dark Platinum	36 212 705-99

Required miscellaneous

	Concealed three-way diverter - •max. recess depth 160 mm •min. recess depth 115 mm	35 203 970 90
---	---	---------------

36 212 705

mm [inches]



Flow rate chart



Codes & Standards

DIN 4109	ISO 3822	Scottish Water Byelaws	UK Water Supply Regulations
----------	----------	---------------------------	--------------------------------

Ü-Zeichen



CL.1 Concealed three-way diverter - Brushed Platinum

CL.1

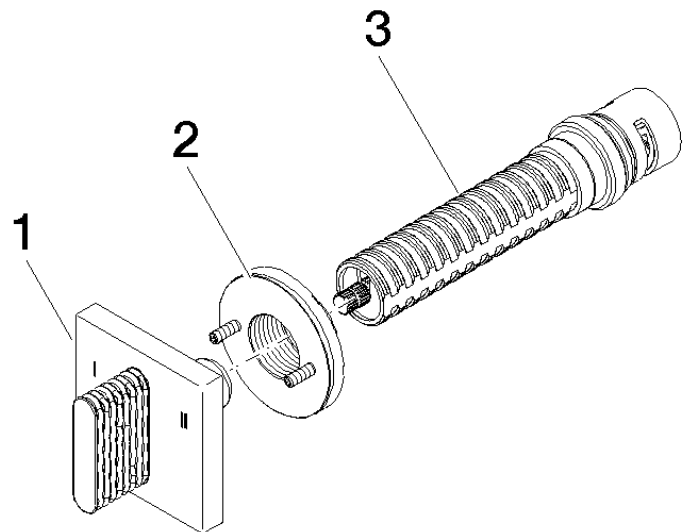
36 212 705

Certificates and sustainability

LGA_38

WRAS_2307

36 212 705



Spare parts list

No.	Item Number	Name	Quantity used	Delivery time
1	90 20 70 053 10-06	handle	1.00	10
3	90 90 03 303 10 90	diverter	1.00	2
2	90 21 02 181 00 90	disc	1.00	2