

SYMETRICS Wall valve anti-clockwise closing 1/2" - Brushed Light Gold






SYMETRICS

36 607 985

Product version from 6/1/2024



- rosette 60 x 60 mm
- head part with cut-to-length spindle and sleeve
- WRAS

| | | |
|---|--------------------------------|---------------|
|  | Brushed Light Gold | 36 607 985-27 |
|  | Chrome | 36 607 985-00 |
|  | Brushed Platinum | 36 607 985-06 |
|  | Platinum | 36 607 985-08 |
|  | Dark Chrome | 36 607 985-19 |
|  | Brushed Durabronze (23kt Gold) | 36 607 985-28 |
|  | Brushed Chrome | 36 607 985-93 |
|  | Brushed Dark Platinum | 36 607 985-99 |



SYMETRICS Wall valve anti-clockwise closing 1/2" - Brushed Light Gold

SYMETRICS

36 607 985 Product version from 6/1/2024

mm [inches]



Codes & Standards

| | | | |
|--------------------------------|-----------|----------|---------------------------|
| DIN 4109 | EN 1111 | ISO 3822 | Scottish Water Byelaws |
| UK Water Supply Regulations | Ü-Zeichen | | |

Certificates and sustainability

| | | | |
|-----------|--------|-----------|---------------------|
| WRAS_2011 | LGA_29 | WRAS_2010 | DVGW_DW- 6512DN0 |
|-----------|--------|-----------|---------------------|

36 607 985 Product version from 6/1/2024

Parts for other
finishes can be found
here: [Chrome](#)



Spare parts list

| No. | Item Number | Name | Quantity used | Delivery time |
|-----|----------------------|------------|---------------|---------------|
| | 7 09 21 02 151 90 | sleeve | 1.00 | 2 |
| | 5 90 31 11 004 00 90 | pin | 1.00 | 2 |
| | 8 90 90 03 202 00 90 | top | 1.00 | 2 |
| | 4 09 14 10 017 90 | seal | 1.00 | 2 |
| | 6 09 27 98 014-27 | rosette | 1.00 | 60 |
| | 3 09 12 12 043-27 | base | 1.00 | 60 |
| | 1 09 20 98 002-27 | handle | 1.00 | 60 |
| | 2 09 12 12 005 90 | fixing cap | 1.00 | 2 |