



36 608 985



- rosette 60 x 60 mm
- head part with cut-to-length spindle and sleeve
- WRAS

|   |                                  |               |
|---|----------------------------------|---------------|
|  | Matte Black                      | 36 608 985-33 |
|  | Chrome                           | 36 608 985-00 |
|  | Brushed Platinum                 | 36 608 985-06 |
|  | Platinum                         | 36 608 985-08 |
|  | Dark Chrome                      | 36 608 985-19 |
|  | Brushed Light Gold               | 36 608 985-27 |
|  | Brushed Durabrass<br>(23kt Gold) | 36 608 985-28 |
|  | Brushed Chrome                   | 36 608 985-93 |
|  | Brushed Dark<br>Platinum         | 36 608 985-99 |

Required miscellaneous



Wall valve 3/4" -

•min. recess depth 75 mm

•max. recess depth 145 mm

35 608 970 90

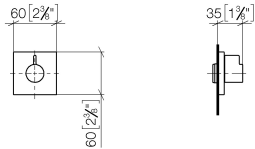


SYMETRICS Wall valve anti-clockwise closing 3/4" - Matte Black

SYMETRICS

36 608 985

mm [inches]



Codes & Standards

|                |      |                           |                                |
|----------------|------|---------------------------|--------------------------------|
| ASME A112.18.1 | cUPC | Scottish Water<br>Byelaws | UK Water Supply<br>Regulations |
|----------------|------|---------------------------|--------------------------------|

Certificates and sustainability

|           |              |
|-----------|--------------|
| WRAS_2010 | IAPMO_4976 ( |
|-----------|--------------|

