




- under-mounted
 - 400 x 400 mm
 - sink depth 175 mm
 - suitable for base units 900 mm
 - Radius 15 mm
- Drain and overflow set not included in the scope of supply. See Required miscellaneous. Not compatible with brushed stainless steel kitchen sinks 38 XXX 004-86.**
- Drain and overflow set not included in the scope of supply. See Required miscellaneous.
- Not compatible with brushed stainless steel kitchen sinks 38 XXX 004-86.


Required miscellaneous



Pop-up waste and overflow with electronic control

10 410 004-86

Required miscellaneous

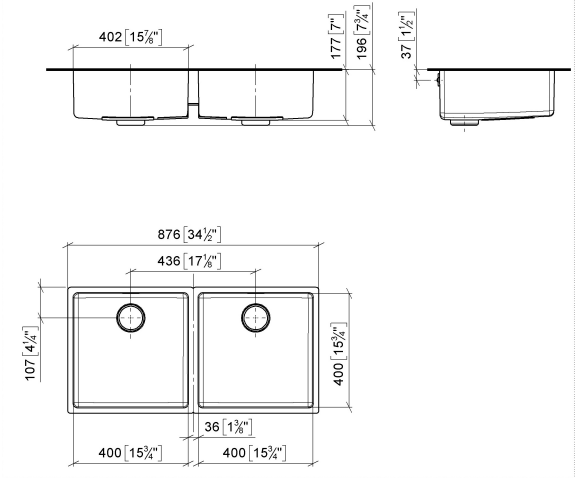


Basin Waste mechanical

10 405 004-86

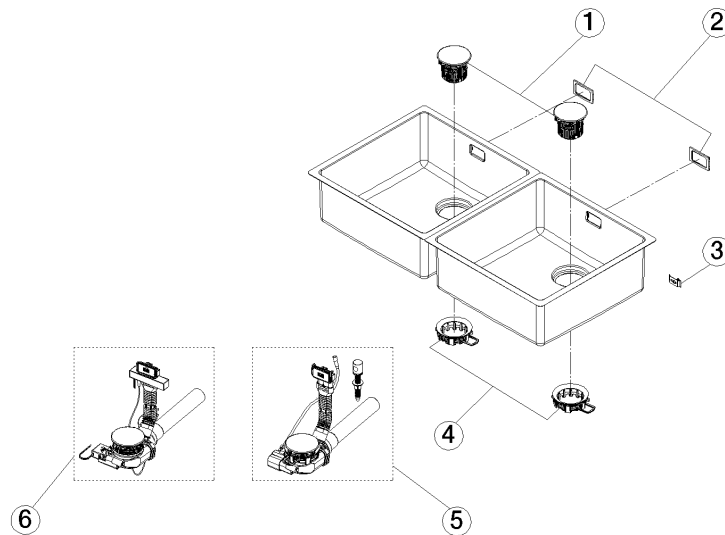
38 240 004 Product version from 1/1/2025

mm [inches]
1:10



Certificates and sustainability

Leistungserklärung_ declaration_of_perfo
DOD rmance_DOD



Spare parts list

No.	Item Number	Name	Quantity used	Delivery time
5	10 405 004-86	Basin Waste mechanical	1.00	2
2	90 11 01 125 00 90	seal	2.00	30
3	90 38 00 010 00 90	fixing set	2.00	30
1	90 11 01 135 00-86	strainer	2.00	30
4	90 11 01 211 00 90	pop-up waste	2.00	30
6	10 410 004-86	Pop-up waste and overflow with electronic control	1.00	2