








SERENITY SKY+ Rain panel for recessed ceiling installation - Chrome

SERIES-VARIOUS

41 780 979 Product version from 9/1/2024



- exposed trim parts
- Rain panel with 5 different flow modes
- Rain panel, 600 x 420 mm
- PURIFY RAIN, 175 x 175 mm, max. flow rate 10 l/min (at 3 bar)
- FULL RAIN, 455 x 315 mm, max. flow rate 14 l/min (at 3 bar)
- LAMINAR FLOW, max. flow rate 10 l/min (at 3 bar)
- AQUAPRESSURE FLOW, max. flow rate 9.4 l/min (at 3 bar)
- COOL MIST, max. flow rate 1 l/min (at 3 bar)
- min. recess depth 150 mm
- weight 15kg
- feed pipe (hot/cold): 2x DN 20
- with anti-scale system
- Recommended control element: xTool
- Not suitable for use in a steam room.

	Chrome	41 780 979-00
	Dark Chrome	41 780 979-19
	Brushed Bronze	41 780 979-42
	Brushed Champagne (22kt Gold)	41 780 979-46
	Champagne (22kt Gold)	41 780 979-47
	Brushed Stainless Steel	41 780 979-86
	Brushed Dark Platinum	41 780 979-99

Required miscellaneous



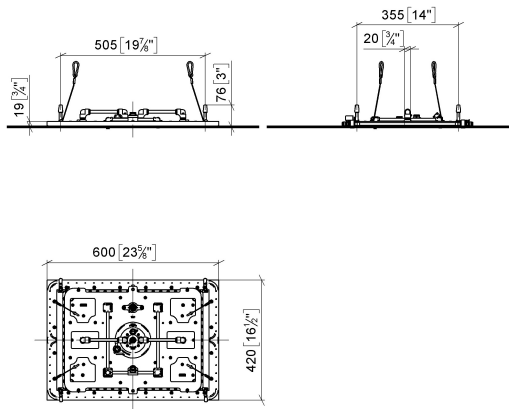
SERENITY SKY+ Concealed ceiling installation box -

35 780 970 90

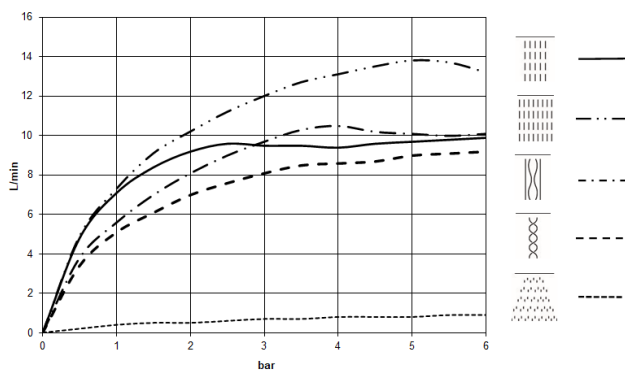
- concealed rough parts
- 5x 1/2" female connector
- flush-mounted reflection box, 662 x 482 mm, RAL 9003, Signal White
- min. recess depth 150 mm
- weight 15kg

41 780 979 Product version from 9/1/2024

mm [inches]
1:10



Flow rate chart



Codes & Standards

DIN 4109

ISO 3822

Scottish Water
Byelaws

UK Water Supply
Regulations

Ü-Zeichen



SERENITY SKY+ Rain panel for recessed ceiling installation - Chrome

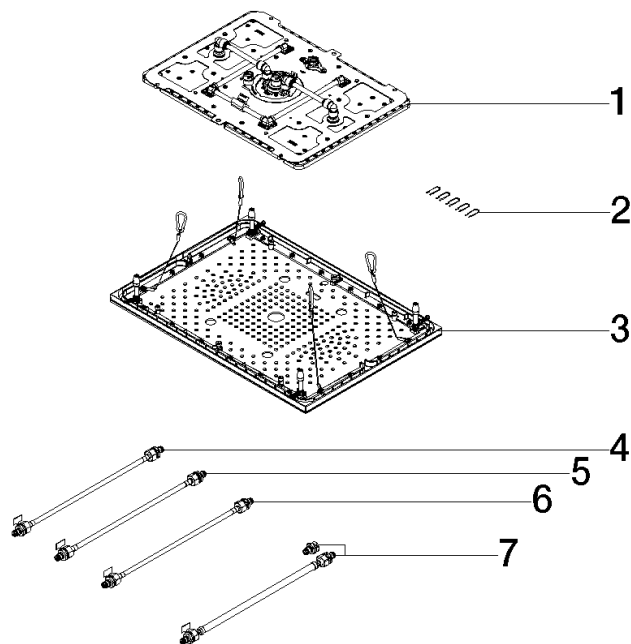
SERIES-VARIOUS

41 780 979 Product version from 9/1/2024

Certificates and sustainability

LGA_38

WRAS_250102



Spare parts list

No.	Item Number	Name	Quantity used	Delivery time
6	90 30 04 096 03 90	hose	1.00	2
7	90 30 04 033 00 90	hose	1.00	2
1	90 12 01 095 00 90	shower	1.00	2
5	90 30 04 096 02 90	hose	1.00	2
4	90 30 04 096 01 90	hose	1.00	2
2	91 16 02 053 00 90	holder	1.00	2
3	90 12 05 106 00-00	cover	1.00	10