

## WATER SHEET Cascade spout for wall mounting - Brushed Champagne (22kt Gold)

IMO

13 415 979



- 150mm projection
- CASCADE, max. flow rate 26.5 l/min (at 3 bar)
- cover plate 240 x 60 mm
- 1/2" connection
- plug-link mounting
- WRAS 2306001

Fits: IMO, LULU, MADISON, MEM, TARA, CL.1, LISSÉ, VAIA, META, CYO

	Brushed Champagne (22kt Gold)	13 415 979-46
	Chrome	13 415 979-00
	Brushed Platinum	13 415 979-06
	Platinum	13 415 979-08
	Dark Chrome	13 415 979-19
	Light Gold	13 415 979-26
	Brushed Light Gold	13 415 979-27
	Brushed Durabronze (23kt Gold)	13 415 979-28
	Matte Black	13 415 979-33
	Brushed Bronze	13 415 979-42
	Champagne (22kt Gold)	13 415 979-47
	Brushed Chrome	13 415 979-93
	Brushed Dark Platinum	13 415 979-99

### Recommended miscellaneous



- Concealed wall elbow -**
- max. recess depth 163 mm
  - min. recess depth 90 mm

35 085 970 90

### Recommended miscellaneous



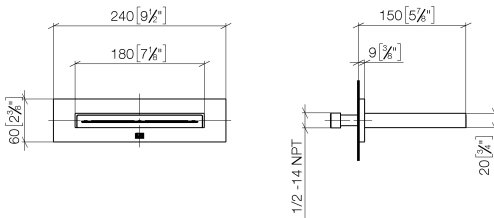
- Concealed wall elbow -**
- max. recess depth 163 mm
  - min. recess depth 90 mm

35 085 970 90

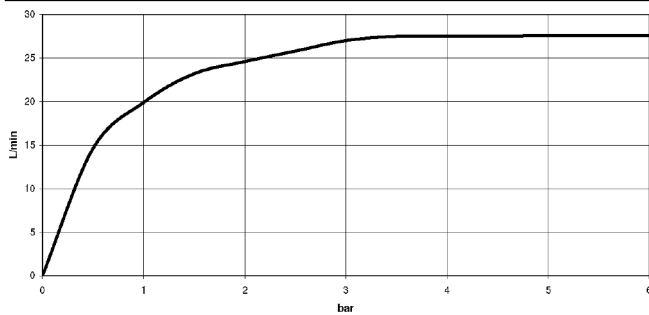
## WATER SHEET Cascade spout for wall mounting - Brushed Champagne (22kt Gold)

IMO

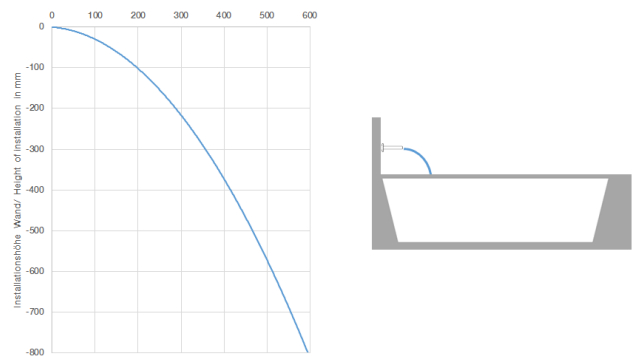
13 415 979  
mm [inches]



Flow rate chart



Trajectory diagram



### Codes & Standards

Scottish Water  
Byelaws

UK Water Supply  
Regulations



## WATER SHEET Cascade spout for wall mounting - Brushed Champagne (22kt Gold)

---

IMO

13 415 979

Certificates

---

WRAS\_2306

# WATER SHEET Cascade spout for wall mounting - Brushed Champagne (22kt Gold)

IMO

13 415 979

**Product version from 10/1/2023**





WATER SHEET Cascade spout for wall mounting - Brushed Champagne (22kt Gold)

IMO

13 415 979

Spare parts list

Product version from 10/1/2023

No.	Item Number	Name	Quantity used	Delivery time
	09 23 01 057 90	flow reducer	14	2