

















WATER FALL Cascade spout with individual jets for wall mounting - Brushed Light Gold


SERIES-VARIOUS

13 425 979	Product version from 10/1/2023		
	<ul style="list-style-type: none"> • 22mm projection • PEARLSTREAM • plate 240 mm x 60 mm • connection 1/2", for shortening • plug-link mounting • Max. flow rate 9.5 l/min (at 3 bar) 		
		<div>  <div> Brushed Light Gold 13 425 979-27 </div> </div>	
		<div>  <div> Chrome 13 425 979-00 </div> </div>	
		<div>  <div> Brushed Platinum 13 425 979-06 </div> </div>	
		<div>  <div> Platinum 13 425 979-08 </div> </div>	
		<div>  <div> Dark Chrome 13 425 979-19 </div> </div>	
		<div>  <div> Light Gold 13 425 979-26 </div> </div>	
		<div>  <div> Brushed Durabrass (23kt Gold) 13 425 979-28 </div> </div>	
		<div>  <div> Matte Black 13 425 979-33 </div> </div>	
		<div>  <div> Brushed Dark Brass 13 425 979-39 </div> </div>	
		<div>  <div> Brushed Bronze 13 425 979-42 </div> </div>	
		<div>  <div> Brushed Champagne (22kt Gold) 13 425 979-46 </div> </div>	
		<div>  <div> Champagne (22kt Gold) 13 425 979-47 </div> </div>	
		<div>  <div> Brushed Chrome 13 425 979-93 </div> </div>	
		<div>  <div> Brushed Dark Platinum 13 425 979-99 </div> </div>	

Recommended miscellaneous

	<div> Concealed wall elbow - <ul style="list-style-type: none"> • min. recess depth 90 mm • max. recess depth 163 mm </div>	35 085 970 90
		

Recommended miscellaneous

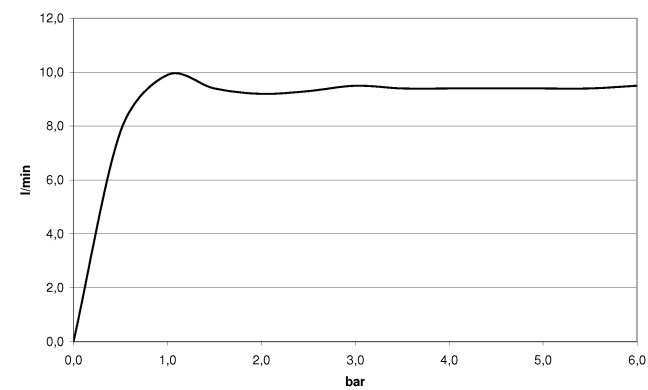
	<div> Concealed wall elbow - <ul style="list-style-type: none"> • min. recess depth 90 mm • max. recess depth 163 mm </div>	35 085 970 90
		

WATER FALL Cascade spout with individual jets for wall mounting - Brushed Light Gold SERIES-VARIOUS

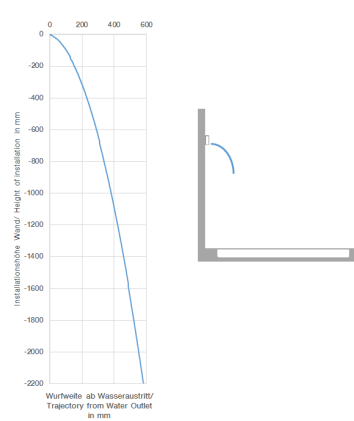
13 425 979 Product version from 10/1/2023
mm [inches]



Flow rate chart



Trajectory diagram



Codes & Standards

DIN 4109 ISO 3822 Ü-Zeichen



WATER FALL Cascade spout with individual jets for wall mounting - Brushed Light Gold

13 425 979 Product version from 10/1/2023

Certificates and sustainability

LGA_19



Spare parts list

No.	Item Number	Name	Quantity used	Delivery time
	3 09 17 97 053 90	holder	1.00	2
	5 90 31 20 087 00-27	plug	1.00	30
	8 90 29 03 071 00 90	insert	1.00	2
	6 09 31 11 144 90	pin	2.00	2
	4 90 24 03 199 00 90	connection	1.00	2
	1 04 30 31 024 01 90	fixing set	1.00	2
	7 09 17 01 185 20-27	spout	1.00	60
	2 09 14 05 009 90	seal	1.00	2