

TARA Three-hole basin mixer with pop-up waste - Champagne (22kt Gold)













TARA

20 710 892 Product version from 6/25/2021



- 135mm projection
- pivotable spout 360°
- circular, air-enriched flow
- height of mixer 270 mm
- height up to aerator 161 mm
- hole diameter valve 32 mm
- hole diameter spout 35 mm
- rosette Ø 55 mm
- 2x screw-in M 10 x 1 pressure hose, leak-tested
- max. flow 7 l/min
- lead-free
- WRAS
- This product can help a building meet the requirements of Green Building Rating Systems, e.g. LEED®, BREEAM®, DGNB

Only suitable for basins with an overflow.

	Champagne (22kt Gold)	20 710 892-47
	Chrome	20 710 892-00
	Brushed Platinum	20 710 892-06
	Platinum	20 710 892-08
	Dark Chrome	20 710 892-19
	Brushed Durabronze (23kt Gold)	20 710 892-28
	Matte Black	20 710 892-33
	Brushed Dark Brass	20 710 892-39
	Brushed Bronze	20 710 892-42
	Brushed Champagne (22kt Gold)	20 710 892-46
	Brushed Chrome	20 710 892-93
	Brushed Dark Platinum	20 710 892-99

Recommended miscellaneous



High pressure hoses -
• 2x 3/8" x 1/2" x 500mm high pressure hose

12 506 970 90

20 710 892 Product version from 6/25/2021



Flow rate chart



Codes & Standards

DIN 4109	EN 200	Executive Order no. 1007	ISO 3822
Scottish Water Byelaws	UK Water Supply Regulations	Ü-Zeichen	VA-Zeichen



TARA Three-hole basin mixer with pop-up waste - Champagne (22kt Gold)

TARA

20 710 892 Product version from 6/25/2021

Certificates and sustainability

LGA_18

ETA_18

WRAS_2212

GDV_0400



Spare parts list

No.	Item Number	Name	Quantity used	Delivery time
2	90 23 01 028 03-47	aerator	1.00	30
1	90 28 22 217 01-47	spout	1.00	30
8	09 14 05 047 90	seal	1.00	2
16	09 21 02 140-47	sleeve	2.00	60
6	09 28 10 133-47	ring	1.00	30
3	09 30 30 057 90	screw	1.00	2
12	09 20 89 010-47	handle	2.00	60
7	04 30 04 019 00 90	hose	2.00	2
10	09 31 11 011 90	pin	1.00	2
5	04 20 89 030 80-47	pull-rod	1.00	30
13	90 12 12 007 00-47	base	2.00	30
19	90 17 11 040 51 90	side panel	2.00	2
9	04 30 11 038 00 90	fixing set	1.00	2
4	09 11 10 087 10-47	connection	1.00	30
18	09 27 89 105-47	rosette	4.00	60
14	90 30 11 029 00 90	disc	2.00	2
20	90 11 01 001 00-47	pop-up waste	1.00	30
11	90 20 89 010 10-47	handle	2.00	30
15	90 30 30 075 00 90	screw	2.00	2