

Shower set without hand shower - Matte Black

SERIES SPECIFIC

26 413 625 Product version from 10/1/2023



- slide bar
- Pipe diameter 18 mm
- rosette Ø 55 mm
- gauge 800 mm
- metal shower hose 1750mm with integrated anti-twist protection
- shower hose connector 3/8"
- WRAS

This article does not include a hand shower!

| | | |
|---|-----------------------------------|---------------|
|  | Matte Black | 26 413 625-33 |
|  | Chrome | 26 413 625-00 |
|  | Brushed Platinum | 26 413 625-06 |
|  | Platinum | 26 413 625-08 |
|  | Dark Chrome | 26 413 625-19 |
|  | Light Gold | 26 413 625-26 |
|  | Brushed Light Gold | 26 413 625-27 |
|  | Brushed Durabronze (23kt Gold) | 26 413 625-28 |
|  | Brushed Bronze | 26 413 625-42 |
|  | Brushed Champagne (22kt Gold) | 26 413 625-46 |
|  | Champagne (22kt Gold) | 26 413 625-47 |
|  | Brushed Chrome | 26 413 625-93 |
|  | Brushed Dark Platinum | 26 413 625-99 |

Shower set without hand shower - Matte Black

SERIES SPECIFIC

26 413 625 Product version from 10/1/2023

Recommended miscellaneous

| | | |
|---|--|---------------|
|  | Concealed wall elbow - •max. recess depth 163 mm •min. recess depth 90 mm | 35 085 970 90 |
|---|--|---------------|


Required miscellaneous

| | | |
|---|----------------------------------|---------------|
|  | Hand shower - Matte Black | 28 012 979-33 |
|---|----------------------------------|---------------|

Required miscellaneous

| | | |
|---|----------------------------------|---------------|
|  | Hand shower - Matte Black | 28 016 979-33 |
|---|----------------------------------|---------------|

Required miscellaneous

| | | |
|---|---|--------------------|
|  | Hand shower FlowReduce - Matte Black | 28 016 979-33 0010 |
|---|---|--------------------|

Required miscellaneous

| | | |
|---|---|--------------------|
|  | Hand shower FlowReduce - Matte Black | 28 018 979-33 0010 |
|---|---|--------------------|

Required miscellaneous

| | | |
|---|---|---------------|
|  | SERIES-VARIOUS Hand shower - Matte Black | 28 029 979-33 |
|---|---|---------------|

Required miscellaneous

| | | |
|---|--|--------------------|
|  | SERIES-VARIOUS Hand shower FlowReduce - Matte Black | 28 025 979-33 0010 |
|---|--|--------------------|


Required miscellaneous

| | | |
|---|----------------------------------|---------------|
|  | Hand shower - Matte Black | 28 018 979-33 |
|---|----------------------------------|---------------|

Recommended miscellaneous

| | | |
|---|---------------------------------|---------------|
|  | Wall elbow - Matte Black | 28 450 625-33 |
|---|---------------------------------|---------------|

Required miscellaneous

| | | |
|---|---|--------------------|
|  | Hand shower FlowReduce - Matte Black | 28 012 979-33 0010 |
|---|---|--------------------|

Required miscellaneous

| | | |
|---|----------------------------------|---------------|
|  | Hand shower - Matte Black | 28 017 979-33 |
|---|----------------------------------|---------------|

Required miscellaneous

| | | |
|---|--|--------------------|
|  | SERIES-VARIOUS Hand shower FlowReduce - Matte Black | 28 027 979-33 0010 |
|---|--|--------------------|

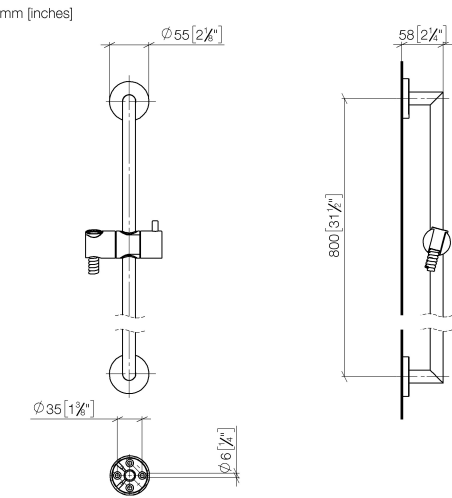
Required miscellaneous

| | | |
|---|--|--------------------|
|  | SERIES-VARIOUS Hand shower FlowReduce - Matte Black | 28 029 979-33 0010 |
|---|--|--------------------|

Shower set without hand shower - Matte Black

SERIES SPECIFIC

26 413 625 Product version from 10/1/2023



Codes & Standards

| | | | |
|----------------|------|---------------------------|--------------------------------|
| ASME A112.18.1 | cUPC | Scottish Water Byelaws | UK Water Supply Regulations |
| XP P 41-280 | | | |

Certificates and sustainability

| | | |
|-----------|---------------|------------|
| WRAS_2009 | ACS_20 ACC LY | IAPMO_4976 |
|-----------|---------------|------------|



Spare parts list

| No. | Item Number | Name | Quantity used | Delivery time |
|-----|--------------------|---|---------------|---------------|
| 6 | 28 322 970-33 | Metal shower hose 1/2" x 3/8" x 1750 mm - Matte Black | 1.00 | 2 |
| 1 | 05 17 62 500 00 90 | fixing set | 2.00 | 2 |
| 4 | 05 28 22 590 01-33 | bar | 1.00 | 30 |
| 5 | 12 580 970-33 | Slide unit - Matte Black | 1.00 | 10 |
| 3 | 08 27 62 500-33 | rosette | 2.00 | 30 |
| 2 | 90 14 10 032 00 90 | seal | 2.00 | 2 |