

# Hand shower set for bath rim or tile edge installation - Brushed Champagne (22kt Gold)

SERIES SPECIFIC









27 702 979 Product version from 5/15/2020



- COMPACT RAIN, max. flow rate 6.8 l/min (at 3 bar)
- with anti-scale system
- rosette Ø 50 mm
- hole diameter 32 mm
- metal shower hose 1750mm with integrated anti-twist protection
- WRAS

Two-piece design allows hose to later be changed without dismantling the fitting.

Intrinsic protection against back flow.

	Brushed Champagne (22kt Gold)	27 702 979-46
	Chrome	27 702 979-00
	Brushed Platinum	27 702 979-06
	Platinum	27 702 979-08
	Durabrass (23kt Gold)	27 702 979-09
	Dark Chrome	27 702 979-19
	Brushed Light Gold	27 702 979-27
	Brushed Durabrass (23kt Gold)	27 702 979-28
	Matte Black	27 702 979-33
	Brushed Dark Brass	27 702 979-39
	Brushed Bronze	27 702 979-42
	Champagne (22kt Gold)	27 702 979-47
	Brushed Chrome	27 702 979-93
	Brushed Dark Platinum	27 702 979-99

Hand shower set for bath rim or tile edge installation - Brushed Champagne  
(22kt Gold)

SERIES SPECIFIC

27 702 979

Product version from 5/15/2020

mm [inches]



Flow rate chart



Codes & Standards

ASME A112.18.1	cUPC	DIN 4109	EN 1717
ISO 3822	Scottish Water Byelaws	UK Water Supply Regulations	Ü-Zeichen



Hand shower set for bath rim or tile edge installation - Brushed Champagne  
(22kt Gold)

SERIES SPECIFIC

27 702 979    Product version from 5/15/2020

Certificates and sustainability

LGA_29	IAPMO_4976	Belgaqua_21-383-2	WRAS_2209
--------	------------	-------------------	-----------

# Hand shower set for bath rim or tile edge installation - Brushed Champagne (22kt Gold)

SERIES SPECIFIC

27 702 979 Product version from 5/15/2020

Parts for other  
finishes can be found  
here: [Chrome](#)

