

Affusion pipe with cover plate - Brushed Chrome

SERIES SPECIFIC

27 838 979 Product version up to 3/2/2021













- LAMINAR FLOW, max. flow rate 15 l/min (at 3 bar)
- Function from: l/min
- 3/8" shower outlet
- metal shower hose 1250mm with integrated anti-twist protection

Technical data:

- cover plate 240 x 60 mm
- 1/2" connection
- plug-link mounting

Intrinsic protection against back flow.

	Brushed Chrome	27 838 979-93
	Chrome	27 838 979-00
	Brushed Platinum	27 838 979-06
	Platinum	27 838 979-08
	Dark Chrome	27 838 979-19
	Brushed Light Gold	27 838 979-27
	Brushed Durabronze (23kt Gold)	27 838 979-28
	Matte Black	27 838 979-33
	Brushed Dark Bronze	27 838 979-39
	Brushed Dark Platinum	27 838 979-99

Recommended miscellaneous

Concealed wall elbow -

35 085 970 90



- max. recess depth 163 mm
- min. recess depth 90 mm

Affusion pipe with cover plate - Brushed Chrome

SERIES SPECIFIC

27 838 979 Product version up to 3/2/2021

mm [inches]



Flow rate chart



Codes & Standards

DIN 4109

EN 1717

ISO 3822

Ü-Zeichen



Affusion pipe with cover plate - Brushed Chrome

SERIES SPECIFIC

27 838 979 Product version up to 3/2/2021

Certificates and sustainability

Belgaqua_21-023-2 LGA_38



Spare parts list

No.	Item Number	Name	Quantity used	Delivery time
	20 09 24 03 073 90	nipple	1.00	2
	3 09 16 01 014 90	ring	1.00	2
	5 90 24 03 212 00 90	nipple	1.00	2
	12 09 24 03 107 20 90	nipple	1.00	2
	17 09 18 40 078 90	sleeve	1.00	2
	16 09 17 20 044-93	holder	1.00	20
	9 09 11 03 046-93	connection	1.00	20
	1 04 12 11 073 01-93	spout	1.00	20
	6 09 14 10 008 90	seal	1.00	2
	19 09 11 02 133-93	plate	1.00	20
	18 05 30 31 025 00 90	fixing set	1.00	2
	8 09 14 03 127 90	seal	1.00	2
	2 90 30 02 072 00-93	Metal shower hose 1/2" x 3/8" x 1250 mm - Brushed Chrome	1.00	20
	7 09 31 11 026 90	pin	2.00	2
	11 90 14 10 077 00 90	seal	1.00	2
	13 90 21 02 069 00-93	cover	1.00	20
	4 09 23 01 046 90	back-flow preventer	1.00	2
	15 90 31 11 112 00 90	pin	1.00	2
	14 90 14 20 026 00 90	seal	1.00	2
	10 90 31 11 004 00 90	pin	1.00	2