

## MADISON Hand shower FlowReduce - Brushed Platinum

MADISON

28 002 978



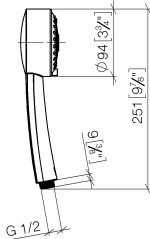
- Three settings: COMPACT RAIN, COMPACT SOFT FLOW, COMPACT AQUAPRESSURE FLOW, max. flow rate 6.8 l/min (at 3 bar)
- with anti-scale system
- spray head Ø 95mm
- 1/2" connection
- This product can help a building meet the requirements of Green Building Rating Systems, e.g. LEED®, BREEAM®, DGNB

Intrinsic protection against back flow.

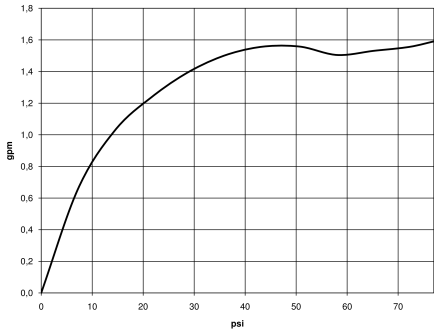
|   |                               |                    |
|---|-------------------------------|--------------------|
|    | Brushed Platinum              | 28 002 978-06 0010 |
|    | Chrome                        | 28 002 978-00      |
|    | Chrome                        | 28 002 978-00 0010 |
|    | Brushed Platinum              | 28 002 978-06      |
|    | Platinum                      | 28 002 978-08      |
|    | Platinum                      | 28 002 978-08 0010 |
|    | Durabrand (23kt Gold)         | 28 002 978-09      |
|    | Durabrand (23kt Gold)         | 28 002 978-09 0010 |
|    | Brushed Durabrand (23kt Gold) | 28 002 978-28      |
|   | Brushed Durabrand (23kt Gold) | 28 002 978-28 0010 |
|  | Brushed Chrome                | 28 002 978-93      |
|  | Brushed Chrome                | 28 002 978-93 0010 |
|  | Brushed Dark Platinum         | 28 002 978-99      |
|  | Brushed Dark Platinum         | 28 002 978-99 0010 |

28 002 978

mm [inches]



Flow rate chart

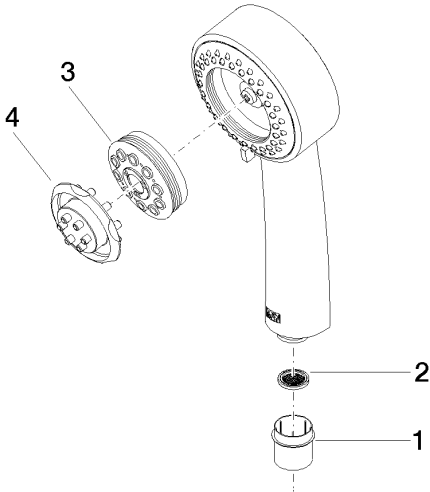


Certificates

LGA\_18610. IAPMO\_11777. IAPMO\_4976 (1).

28 002 978

Parts for other  
finishes can be found  
here: [Chrome](#)



Spare parts list

| No. | Item Number        | Name   | Quantity used | Delivery time |
|-----|--------------------|--------|---------------|---------------|
| 1   | 09 21 02 115 90    | cap    | 1             | 2             |
| 2   | 09 23 01 039 90    | sieve  | 1             | 2             |
| 3   | 04 12 11 071 00 90 | shower | 1             | 2             |
| 4   | 09 30 09 022 90    | key    | 1             | 2             |